



RTRF Report FY 2016

Michael Bruno
Vice Chancellor for Research

[Preamble]

During FY-15 our faculty generated \$39,126,519 in indirect costs, which was largely expended this past fiscal year ending June 30, 2016. 5% was taken off the top for Astronomy withholding while 23% of the remainder was kept at the level of the UH System (\$9,157,486) and 72% returned to Mānoa (\$28,012,708). Of the amount returned to Mānoa, 2/3 was directly returned to the units generating the funds. The remainder was distributed by the Office of the Vice Chancellor for Research for research/scholarship support (e.g. start-up, infrastructure, cost sharing, etc.).

The University of Hawai'i at Mānoa continues to maintain vibrant and active research programs with over \$300 million in new extramural funds in FY16. The focus of the Office of the Vice Chancellor for Research will be to continue to use Research and Training Revolving Fund (RTRF) toward increasing the quality and quantity of the research/scholarship across the institution.

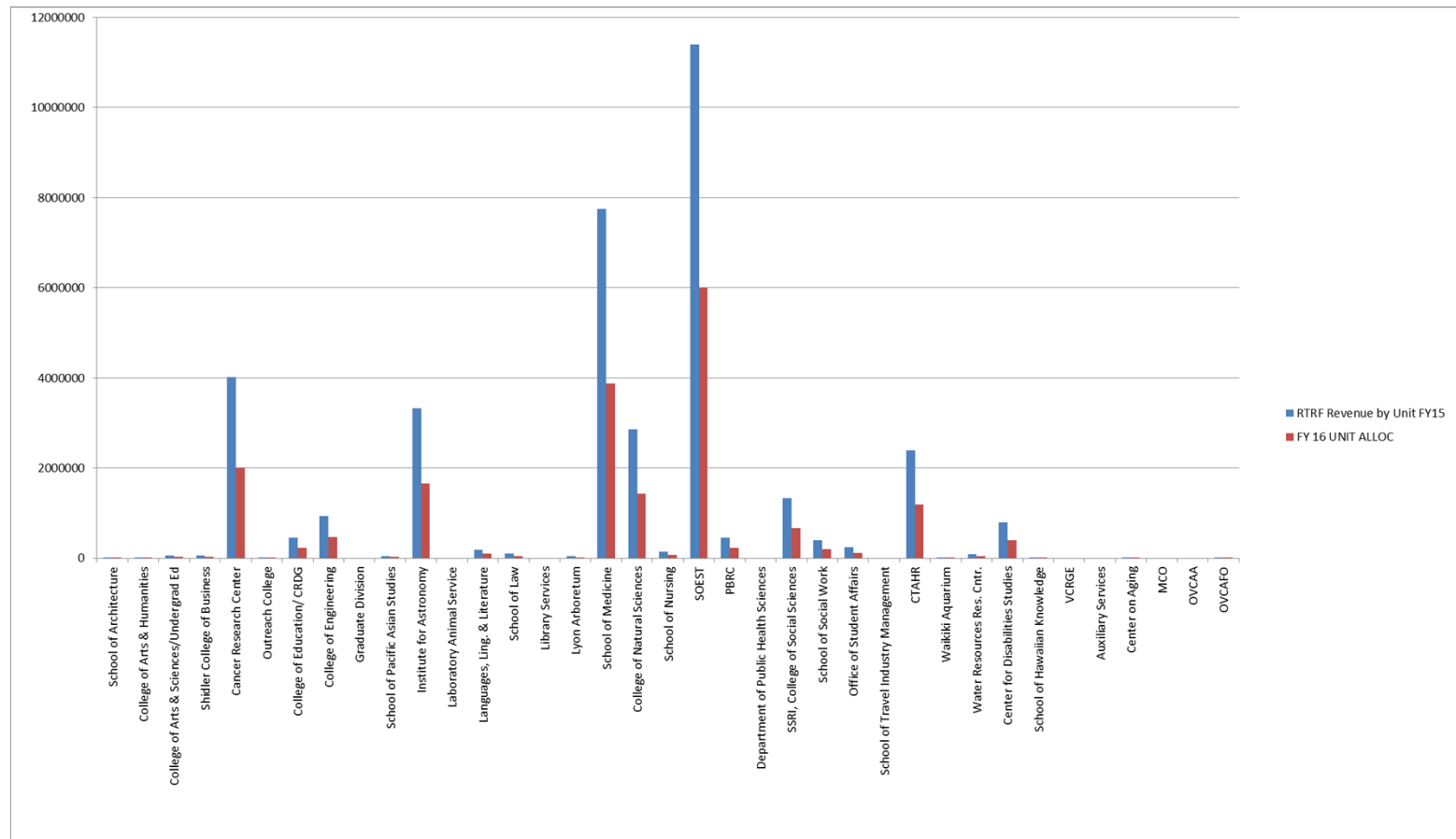
Detailed on the following pages is a summary report for RTRF expenditures for FY-16. The format for this report is as requested by the Senate Executive Committee.

Michael Bruno
Vice Chancellor for Research

How much RTRF is returned to Mānoa each year?

	FY 2010		FY 2011		FY 2012		FY 2013		FY 2014		FY 2015		FY 2016	
	%	Amount	%	Amount	%	Amount	%	Amount	%	Amount	%	Amount	%	Amount
Mānoa's Overhead Generated		37,146,710		37,679,669		42,233,298		42,185,211		40,756,731		38,825,342		39,126,519
System	0.25	9,286,678	0.25	9,419,917	0.29	12,142,073	0.24	10,254,848	0.25	10,189,183	0.25	9,706,336	0.28	11,113,812
Mānoa	0.75	27,860,032	0.75	28,259,752	0.71	30,091,225	0.76	31,930,363	0.75	30,567,548	0.75	29,119,006	0.72	28,012,708
TOTAL	1.00	37,146,710	1.00	37,679,669	1.00	42,233,298	1.00	42,185,211	1.00	40,756,731	1.00	38,825,342	1.00	39,126,520
Manoa's Allocation		27,860,032		28,259,752		30,091,225		31,930,363		30,567,548		29,119,006		28,012,708
Directly Returned to Units	0.67	18,573,355	0.67	18,839,833	0.70	21,116,650	0.66	21,092,606	0.67	20,378,367	0.67	19,412,670	0.67	18,883,687
Retained for Distribution by the Mānoa Chancellor's Office		9,286,677	0.00	9,419,919		8,974,575		10,837,757		10,189,181		9,706,336		9,129,021

RTRF Revenue and Allocation (i.e. the “50% to the units”)



RTRF Revenue/Allocation

UNIT	RTRF Revenue by Unit FY15	FY 16 UNIT ALLOC	Less: Adjustment for Accts Receivables	Final FY16 UNIT ALLOCATION
School of Architecture	20048.42	10024		10024
College of Arts & Humanities	23734.82	11867		11867
College of Arts & Sciences/Undergrad Ed	53708.68	26854		26854
Shidler College of Business	60418.97	30209		30209
Cancer Research Center	4024657.93	2012329	5734	2006595
Outreach College	990.03	495		495
College of Education, CRDG	452698.06	226349	46902	179447
College of Engineering	936422.73	468211	1826	466385
Graduate Division				0
School of Pacific Asian Studies	51546.39	25773		25773
Institute for Astronomy	3318447.01	1659224	25459	1633765
Laboratory Animal Service		0		0
Languages, Ling. & Literature	190348.87	95174		95174
School of Law	99502.38	49751		49751
Library Services				0
Lyon Arboretum	43606.13	21803		21803
School of Medicine	7746050.29	3873025	22958	3850067
College of Natural Sciences	2858885.82	1424185	731	1423454
School of Nursing	150980.26	75490	719	74771
SOEST	11401728.77	6004714	42477	5962237
PBRC	456285.43	228143		228143
Department of Public Health Sciences			12300	-12300
SSRI, College of Social Sciences	1327248.26	663624	195	663429

RTRF Revenue/Allocation (cont.)

UNIT	RTRF Revenue by Unit FY15	FY 16 UNIT ALLOC	Less: Adjustment for Accts Receivables	Final FY16 UNIT ALLOCATION
School of Social Work	392,630.13	196,315	3,525	192,790
Office of Student Affairs	236,457.60	118,229	4,427	113,802
School of Travel Industry Management				0
CTAHR	2,387,996.43	1,193,998		1,193,998
Waikiki Aquarium	467.36	234		234
Water Resources Res. Cntr.	81,247.61	40,624	9,899	30,725
Center for Disabilities Studies	797,669.56	398,835	50,180	348,655
School of Hawaiian Knowledge	18,768.23	9,384		9,384
VCR				0
Auxiliary Services				0
Center on Aging	20,783.85	10,392		10,392
MCO				0
OVCAA				0
OVCAFO	16,863.24	8,432		8,432
TOTAL Mānoa	37,170,193.26	18,883,687	227,332	18,656,355

VCR-RTRF Commitments at Mānoa for FY-16

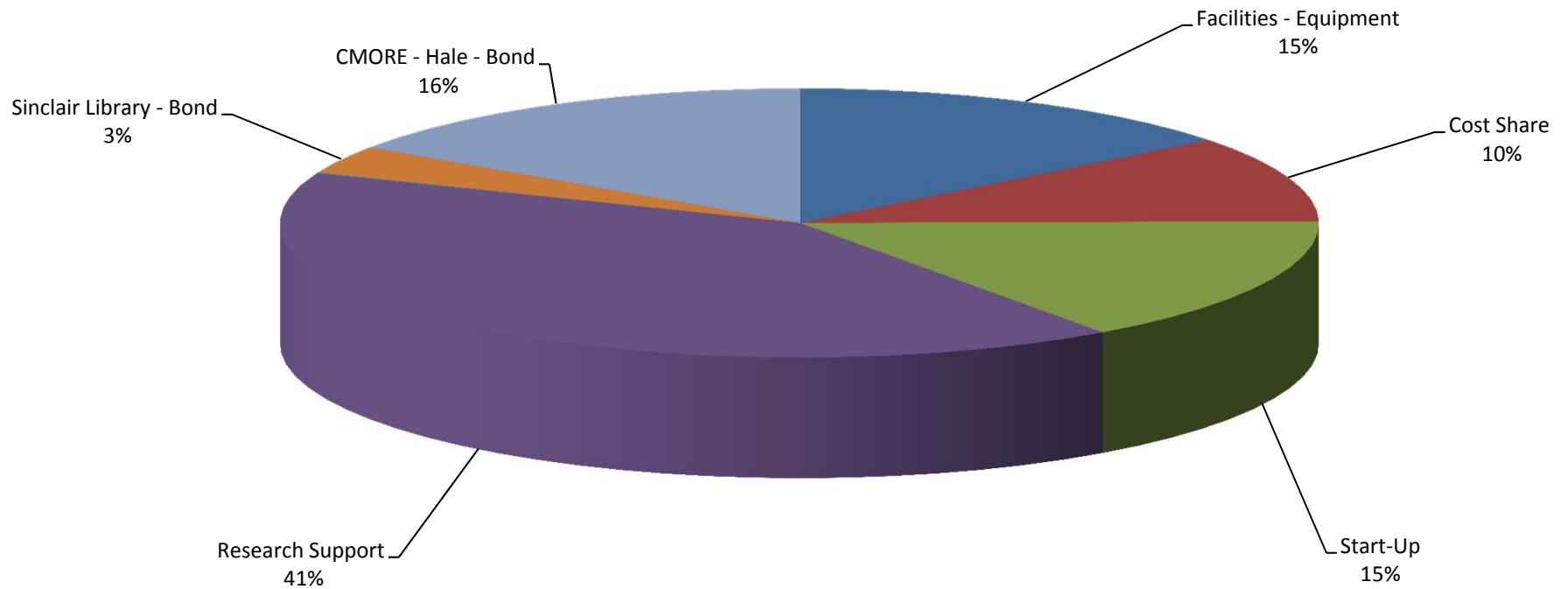
RTRF Commitments For Mānoa

As of June 30, 2016

By Category

PURPOSE	TOTAL
Facilities - Equipment	1,433,609
Cost Share	1,032,010
Start-Up	1,521,579
Research Support	4,066,281
Seminar	9,726
Sinclair Library - Bond	337,474
CMORE - Hale - Bond	1,540,480
GRAND TOTAL	9,941,158

How were the VCR-RTRF funds committed in FY 2016?

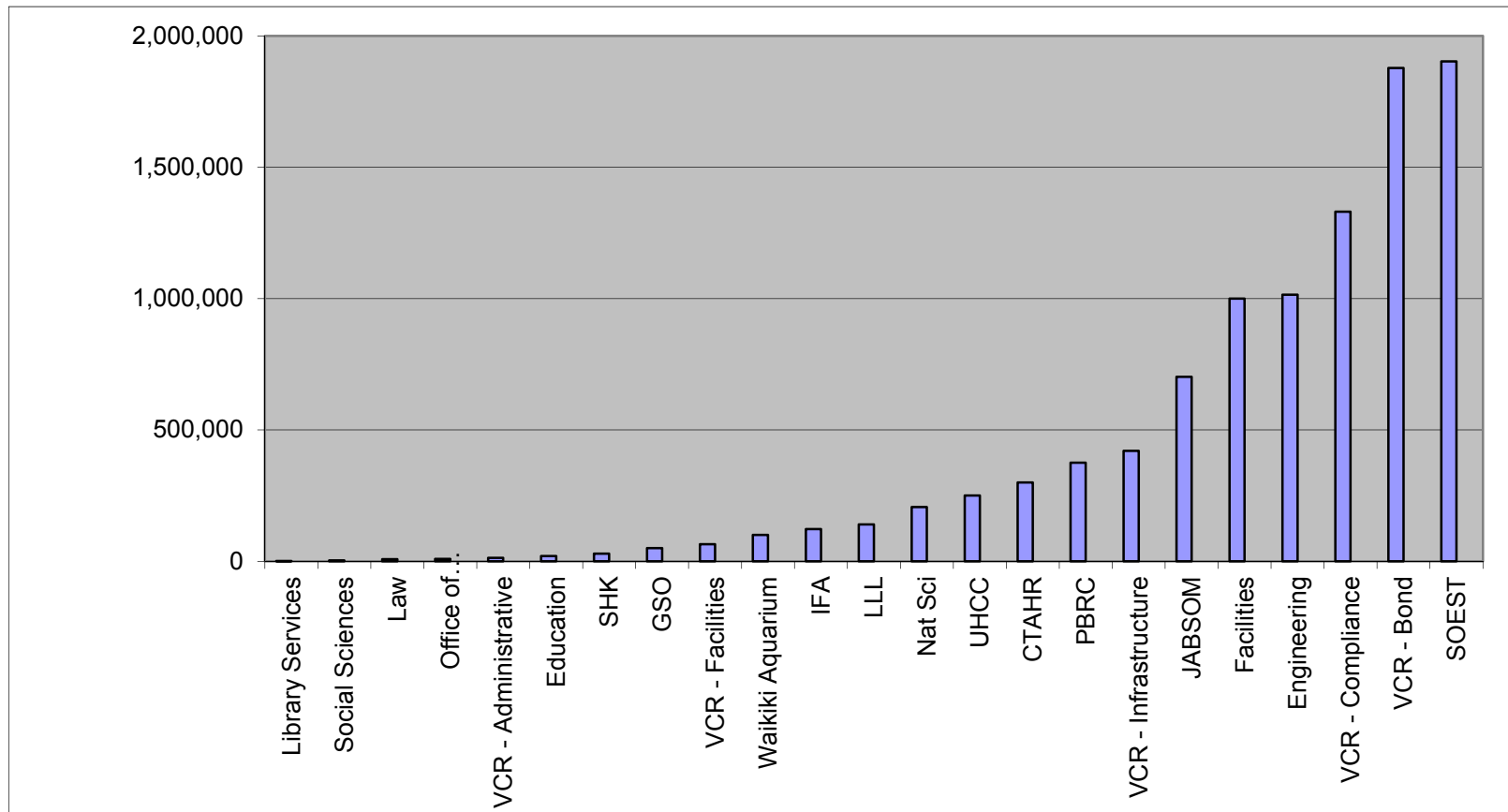


Summary of VCR – RTRF Commitments to the Units

Department	Amount
Library Services	1,080
Social Sciences	3,000
Law	8,000
Office of Sustainability	9,044
VCR - Administrative	12,942
Education	20,000
SHK	29,000
GSO	50,000
VCR - Facilities	64,950
Waikiki Aquarium	100,000
IFA	122,344
LLL	140,409
Nat Sci	206,218
UHCC	250,000
CTAHR	300,000
PBRC	375,000
VCR - Infrastructure	420,200
JABSOM	702,314
Facilities	1,000,000
Engineering	1,015,000
VCR - Compliance	1,330,936
VCR - Bond	1,877,953
SOEST	1,902,768
GRAND TOTAL	9,941,158

- VCR – Bond - CMORE
\$1,540,480 is the repayment of revenue bond interest for CMORE-Hale (this is year 5 of a 30 year commitment).
- VCR Bond - Sinclair \$337,474 is the repayment –of revenue bond interest for Sinclair Library (this is year 4 of a 30 year commitment).
- VCR – Infrastructure
\$420,200 is the amount for renovations, repairs and maintenance etc. for various research buildings and campus wide support.

Summary of VCR – RTRF Commitments to the Units



VCR-RTRF Commitments

5 Largest Programs

	Facilities - Equipment	Research Support	Cost Share	Start-Up	Seminar	Grand Total
Facilities	1,000,000					1,000,000
Engineering		255,000	400,000	360,000		1,015,000
VCR - Compliance		1,330,936				1,330,936
VCR - Bond	1,877,953					1,877,953
SOEST		1,152,255	123,552	624,579	2,382	1,902,768
	2,877,953	2,738,191	523,552	984,579		7,126,657

[How were these commitments
utilized?]

- Utilization is detailed in the next few slides.

RTRF Commitments (As of June 30, 2016)

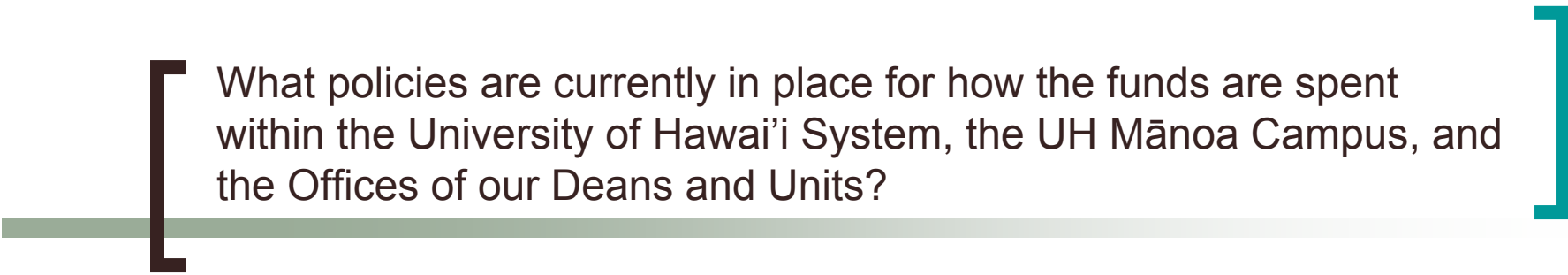
Unit	Discipline	Purpose	Account Title	P.I.	Commitment
COE	Infrastructure	Cost Share	RTRF - REL Application Bid	Young, Donald	20,000
CTHAR	Science and Engineering	Start Up	Andre Seale Start Up	Seale, Andre	300,000
Engineering	Infrastructure	Cost Share	UHM iLab Support (OVCR)	Crouch, Peter	100,000
Engineering	Science and Engineering	Research Support	UHM AUSA LANPAC (VCR)	Choi, Song	5,000
Engineering	Science and Engineering	Cost Share	US Berkley led consortium	Prevedouros, Panos	300,000
Engineering	Science and Engineering	Research Support	University Transporation Tier 1	Prevedouros, Panos	250,000
Engineering	Infrastructure	Start Up	Salary Suppor for 5 tenure track facult	Crouch, Peter	360,000
Facilities	Infrastructure	Facilities/Equipment	Utilities	Yamada, Gale	1,000,000
GSO	Humanities, Social Scienc	Research Support	GSO Support	Ideta, Lori	50,000
HSHK	Humanities, Social Scienc	Start Up	HSHK Start Up N. Puniwai	Puniwai, Noelani	29,000
IFA	Science and Engineering	Research Support	DKIST DL-NIRSP	Hasinger, Guenther	20,875
IFA	Science and Engineering	Start Up	Daniel Huber Start Up	Hasinger, Guenther	100,000
IFA	Science and Engineering	Seminar	NAI CAN 5 - YR 4 and 5 Support	Meech, Karen	1,469
JABSOM	Science & Engineering	Research Support	COBRE Phase III Support	Yanagihara, Richard	250,000.0
JABSOM	Science and Engineering	Research Support	VC Support - ABCD/MRI Scanner Upg	Ernst, Thomas	425,085.0
JABSOM	Science and Engineering	Facilities/Equipment	IBR lock	Ward, Steve	3,051.0
JABSOM	Infrastructure	Facilities/Equipment	Hood replacement and water filtration	Gerschenson, Mariana	7,500.0
JABSOM	Science and Engineering	Facilities/Equipment	VC Support - CMB (Autoclave)	Gerschenson, Mariana	8,108.0
JABSOM	Science and Engineering	Research Support	VC Support - HICFA Merck	Shikuma, Cecilia	8,570.0
Law	Humanities, Social Scienc	Start-Up	Dean	Soifer	8,000.0
Library	Acad Supp, Libraries	Research Support	Inouye Project Library	Herold, Irene	200,000.0
Library Sciences	Infrastructure	Research Support	Faculty Lecture Series	Herold, Irene	1,080.0
LLL	Humanities, Social Scienc	Research Support	LLL Smithsonian Matching Funds	Donegan, Patricia	40,409.0
LLL	Humanities, Social Scienc	Cost Share	Chinese Flagship Program	Carroll, Jeffrey	100,000.0

RTRF Commitments (cont.)

Unit	Discipline	Purpose	Account Title	P.I.	Commitment
Nat Sci	Science & Engineering	Research Support	Madey Bridge Funding (VCR)	Madey, John	26,000.0
Nat Sci	Infrastructure	Research Support	Kaiser Support (VCR)	Kaiser, Ralf	12,929.0
Nat Sci	Science and Engineering	Cost Share	DOE Grant Cost Share	Jensen, Craig	129,414
Nat Sci	Science and Engineering	Research Support	DNA Sequencer	Donachie, Stuart	35,000
Nat Sci	Science and Engineering	Seminar	DARPA Trip for Jason Leigh	Leigh, Jason	2,875
Office of Sustainability	Infrastructure	Cost Share	UH Manoa waste Reduction Student F	Lynch, Matthew	9,044
PBRC	Science and Engineering	Facilities/Equipment	Kewalo Marine Lab Repairs	Dunlap, Marilyn	250,000
PBRC	Science and Engineering	Research Support	International Coral Reef Symposium	Richmond, Robert	25,000
PBRC	Science and Engineering	Start Up	VCR Matt Medeiros Start-Up Funds	Medeiros, Matt	100,000
Soc Sci	Humanities, Social Scienc	Seminar	International Research Conference on	Zhang, Wei	3,000
SOEST	Science & Engineering	Research Support	Steven Stanley Support	Stanley, Steven	95,000
SOEST	Science & Engineering	Research Support	Jahren Research Support (OVCR)	Jahren, A	63,438
SOEST	Science & Engineering	Start Up	VCR HIGP Director Start Up	Butler, Rhett	200,000
SOEST	Science & Engineering	Research Support	VCR Supplements and Support	Jahren, A	165,492
SOEST	Science & Engineering	Start Up	Rouxel Start Up	Rouxel, Olivier	100,000
SOEST	Science & Engineering	Cost Share	Sustainability Support	Mouginis-Mark, Peter	35,415
SOEST	Infrastructure	Start Up	Ruth Gates Start Up	Start Up	300,000
SOEST	Science and Engineering	Start Up	Salary Support for Kiana Frank	Frank, Kiana	24,579
SOEST	Science and Engineering	Cost Share	Thermal Ionization Mass Spectromete	Taylor, Brian	88,137
SOEST	Science and Engineering	Research Support	Hope Ishii FIB/TEM Lab Support	Ishii, Hope	545,667
SOEST	Science and Engineering	Research Support	SCS	Taylor, Brian	250,000
SOEST	Humanities, Social Scienc	Research Support	VCR RTRF Support (IHLRT Summer	Lerner, Darren	32,658
SOEST	Science and Engineering	Seminar	OSTP Microbiome Event	DeLong, Ed	2,382


[RTRF Commitments (cont.)]

Unit	Discipline	Purpose	Account Title	P.I.	Commitment
UHCC	Science and Engineering	Research Support	U54	Vogel, Carl-Wilhelm	250,000
VCR	Infrastructure	Research Support	Accounts Receivables - Field	Ostrander, Gary	227,334
VCR	Infrastructure	Research Support	Research Infrastructure Support	Taylor, Brian	70,200
VCR	Infrastructure	Research Support	URC Travel	Kameoka, Velma	350,000
VCR	Infrastructure	Facilities/Equipment	Makai Pier	Taylor, Brian	14,500
VCR	Infrastructure	Research Support	VCR Supplements and Support	Taylor, Brian	12,942
VCR	Infrastructure	Facilities/Equipment	Makai Pier	Bruno, Michael	30,450
VCR	Infrastructure	Facilities/Equipment	Makai Pier	Bruno, Michael	20,000
VCR - Bond			CMORE Revenue Bond Payment		1,540,480
VCR - Bond			Sinclair Revenue Bond Payment		337,474
VCR - Compliance	Infrastructure	Research Support	Research Compliance Operating	Galland, John	750,000
VCR - Compliance	Infrastructure	Research Support	Research Compliance Operating	Galland, John	353,602
Waikiki Aquarium	Infrastructure	Facilities/Equipment	Emergency Monk Seal Repairs	Rossiter, Andrew	100,000



What policies are currently in place for how the funds are spent within the University of Hawai'i System, the UH Mānoa Campus, and the Offices of our Deans and Units?

- Any extension to the award period must be approved by the VCR.
- Any deviation in expenditure must be approved by the VCR.



How are the funds used to support and build the research infrastructure that brought the funds into the University System?

- The VCR is directed to spend RTRF to support the research infrastructure of Manoa.
- A primary focus of the VCR is on those units that generated the funds.
- Expenditures are made in consultation with the relevant units, Deans, Directors and Faculty.

[What funds are projected for this year?]

- In FY 2016, Mānoa generated \$39,296,270 to be distributed in FY 2017. The return to Mānoa in FY 2017 will be \$29,569,251.

[How will these funds be distributed and utilized this year?]

- For FY 2017, the same formula will be used.
- 2/3 of the Mānoa allocation will be distributed to the units generating the overhead revenue.
- 1/3 will be kept at Mānoa for research support (e.g. start-up, infrastructure, cost sharing, etc.)