



# **RTRF Report FY 2011**

**Gary K. Ostrander  
Vice Chancellor for Research  
& Graduate Education**

# Preamble

The return of indirect costs to the University of Hawai'i at Mānoa continues to grow. During FY-10 our faculty generated \$37,678,458 in indirect overhead, a 1.43% increase from FY-09, which was largely expended this past fiscal year (FY-11) ending June 30, 2011. As is customary, after the deduction of some general expenses (e.g. RCUH) 25% of this total was kept at the level of the UH System (\$9,419,615) and 75% returned to Mānoa (\$28,258,844). Of the amount returned to Mānoa, 2/3 was directly returned to the units generating the funds. The remainder was distributed by the Office of the Vice Chancellor for Research and Graduate Education for research/scholarship support (e.g. start-up, infrastructure, cost sharing, etc.).

The University of Hawai'i at Mānoa continues to maintain vibrant and active research programs with approximately \$361,871,276 in extramural funds in FY-11. The focus of the Office of the Vice Chancellor for Research and Graduate Education will be to continue to use Research and Training Revolving Fund (RTRF) toward increasing the quality and quantity of the research/scholarship across the institution.

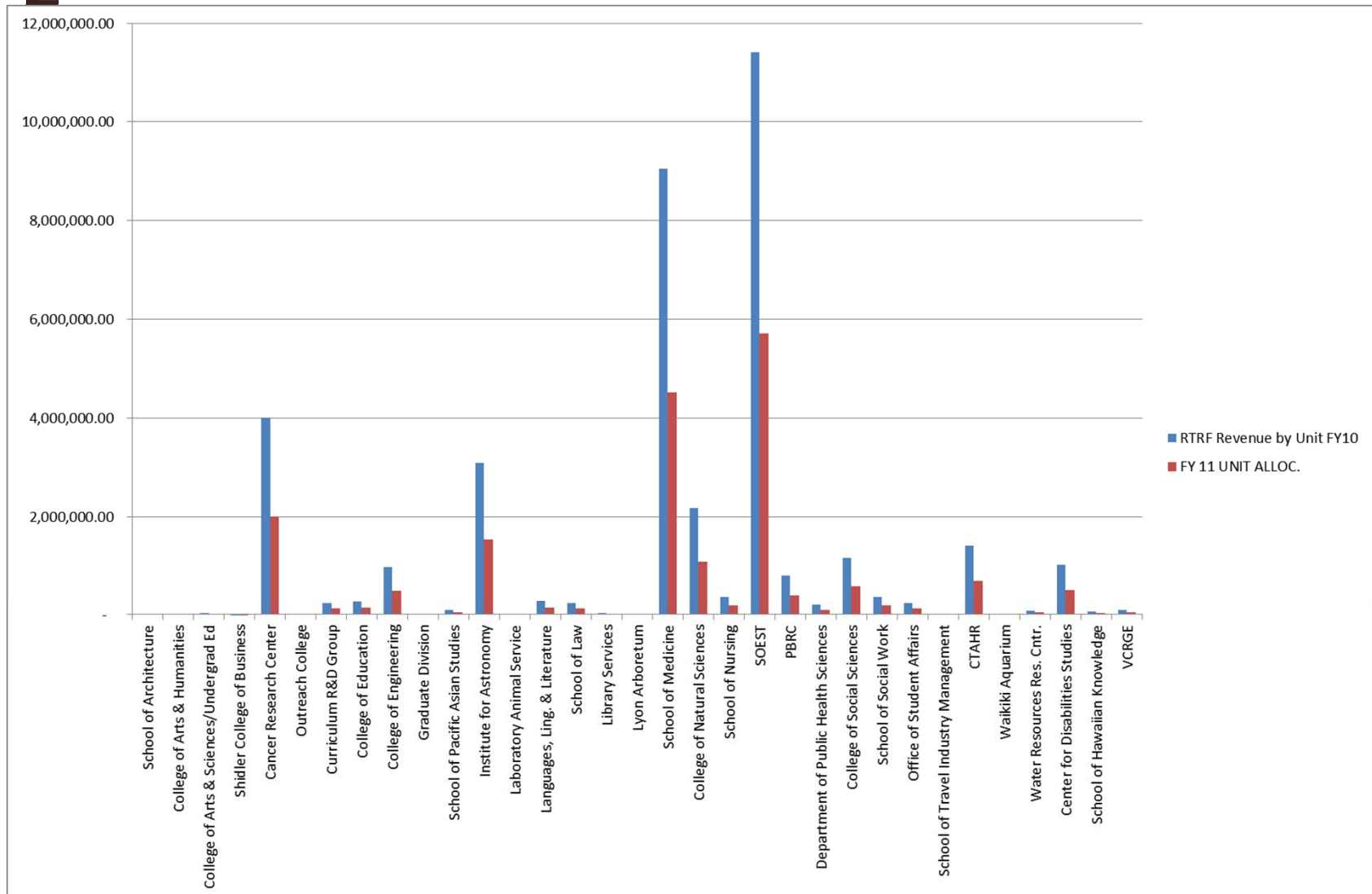
Detailed on the following pages is a summary report for RTRF expenditures for FY-11. The format for this report is as requested by the Senate Executive Committee.

Gary K. Ostrander  
Vice Chancellor for Research & Graduate Education

# How much RTRF is returned to Mānoa each year?

	FY 2007		FY 2008		FY 2009		FY 2010		FY 2011	
	%	Amount	%	Amount	%	Amount	%	Amount	%	Amount
Mānoa's Overhead Generated		30,756,085		32,263,743		34,279,595		37,146,710		37,678,458
Adjustments:										
Less: JABSOM (Presidential Commitment for FY 06 and FY 07)		6,034,140								
TOTAL		<u>24,721,945</u>		<u>32,263,743</u>		<u>34,279,595</u>		<u>37,146,710</u>		<u>37,678,458</u>
System	25%	6,240,492	25%	7,999,124	25%	8,205,007	25%	9,286,678	25%	9,419,615
Mānoa	75%	18,481,453	75%	24,264,619	75%	26,074,588	75%	27,860,032	75%	28,258,844
TOTAL	100%	<u>24,721,945</u>	100%	<u>32,263,743</u>	100%	<u>34,279,595</u>	100%	<u>37,146,710</u>	100%	<u>37,678,458</u>
Manoa's Allocation		18,481,453		24,264,619		26,074,588		27,860,032		28,258,844
Adjustments:										
Add: JABSOM's 75% Mānoa's share		4,525,605		-		-		-		-
TOTAL Mānoa Allocation from System		<u>23,007,058</u>		<u>24,264,619</u>		<u>26,074,588</u>		<u>27,860,032</u>		<u>28,258,844</u>
Directly Returned to Units	67%	15,378,042	66%	16,131,871	66%	17,139,796	67%	18,573,355	67%	18,839,835
Adjustments:										
Add: JABSOM 25% System share given back to Mānoa for JABSOM Distribution (FY 06 & FY 07)		1,508,536								
		<u>16,886,578</u>		<u>16,131,871</u>		<u>17,139,796</u>		<u>18,573,355</u>		<u>18,839,835</u>
Retained for Distribution by the Mānoa Chancellor's Office		<u>6,120,480</u>		<u>8,132,748</u>		<u>8,934,792</u>		<u>9,286,677</u>		<u>9,419,009</u>

# RTRF Revenue and Allocation (i.e. the “50% to the units”)



# RTRF Revenue/Allocation

UNIT	Less:				
	RTRF Revenue by Unit FY10	FY 11 UNIT ALLOC.	Adjustment for Accts Receivables	Add: TA Support	Final FY11 UNIT ALLOCATION
School of Architecture	1,923.25	962			962
College of Arts & Humanities	-	-		56,764	56,764
College of Arts & Sciences/Undergrad Ed	33,626.67	16,813			16,813
Shidler College of Business	(5,700.35)	(2,850)		599	(2,251)
Cancer Research Center	4,005,907.77	2,002,954	28,139		1,974,815
Outreach College	819.69	410			410
Curriculum R&D Group	232,446.94	116,223	1,892		114,331
College of Education	262,882.42	131,441	10,216	14,320	135,545
College of Engineering	981,889.00	490,945	4,821	11,795	497,919
Graduate Division	-	-			-
School of Pacific Asian Studies	86,878.26	43,439		3,909	47,348
Institute for Astronomy	3,084,966.52	1,542,483	11,659		1,530,824
Laboratory Animal Service	-	-			-
Languages, Ling. & Literature	284,444.79	142,222	761	80,191	221,652
School of Law	230,905.15	115,453			115,453
Library Services	35,764.56	17,882			17,882
Lyon Arboretum	9,586.82	4,793			4,793
School of Medicine	9,044,904.01	4,522,452	-	1,095	4,523,547
College of Natural Sciences	2,167,448.37	1,083,724	5,588	78,292	1,156,428
School of Nursing	371,358.30	185,679	878	2,190	186,991
SOEST	11,412,690.44	5,706,345	58,692	3,222	5,650,875
PBRC	803,429.96	401,715	12,049		389,666
Department of Public Health Sciences	195,570.45	97,785	2,820		94,965
College of Social Sciences	1,163,293.19	581,647	15,348	46,921	613,220

# RTRF Revenue/Allocation (cont.)

UNIT	RTRF Revenue by		Less:	Add:	Final FY11 UNIT ALLOCATION
	Unit FY10	FY 11 UNIT ALLOC.	Adjustment for Accts Receivables	TA Support	
School of Social Work	365,056.33	182,528	3,526		179,002
Office of Student Affairs	235,371.58	117,686	5,613		112,073
School of Travel Industry Management	1,760.39	880	880		-
CTAHR	1,408,997.65	704,499	36,710	19,618	687,407
Waikiki Aquarium	1,194.37	597			597
Water Resources Res. Cntr.	82,236.25	41,118	4,948		36,170
Center for Disabilities Studies	1,028,568.00	514,284	10,432		503,853
School of Hawaiian Knowledge	62,231.14	31,116		7,424	38,540
VCRGE	89,216.79	44,608			44,608
<b>TOTAL Mānoa</b>	<b>37,679,668.71</b>	<b>18,839,833.00</b>	<b>214,970.83</b>	<b>326,340.00</b>	<b>18,951,202.17</b>

[ What was the amount of RTRF funds  
expended by the VCRGE for FY-11 (i.e. the 25%)? ]

- \$12,474,621

# VCRGE-RTRF Commitments at Manoa for FY-11

## RTRF Commitments For Mānoa

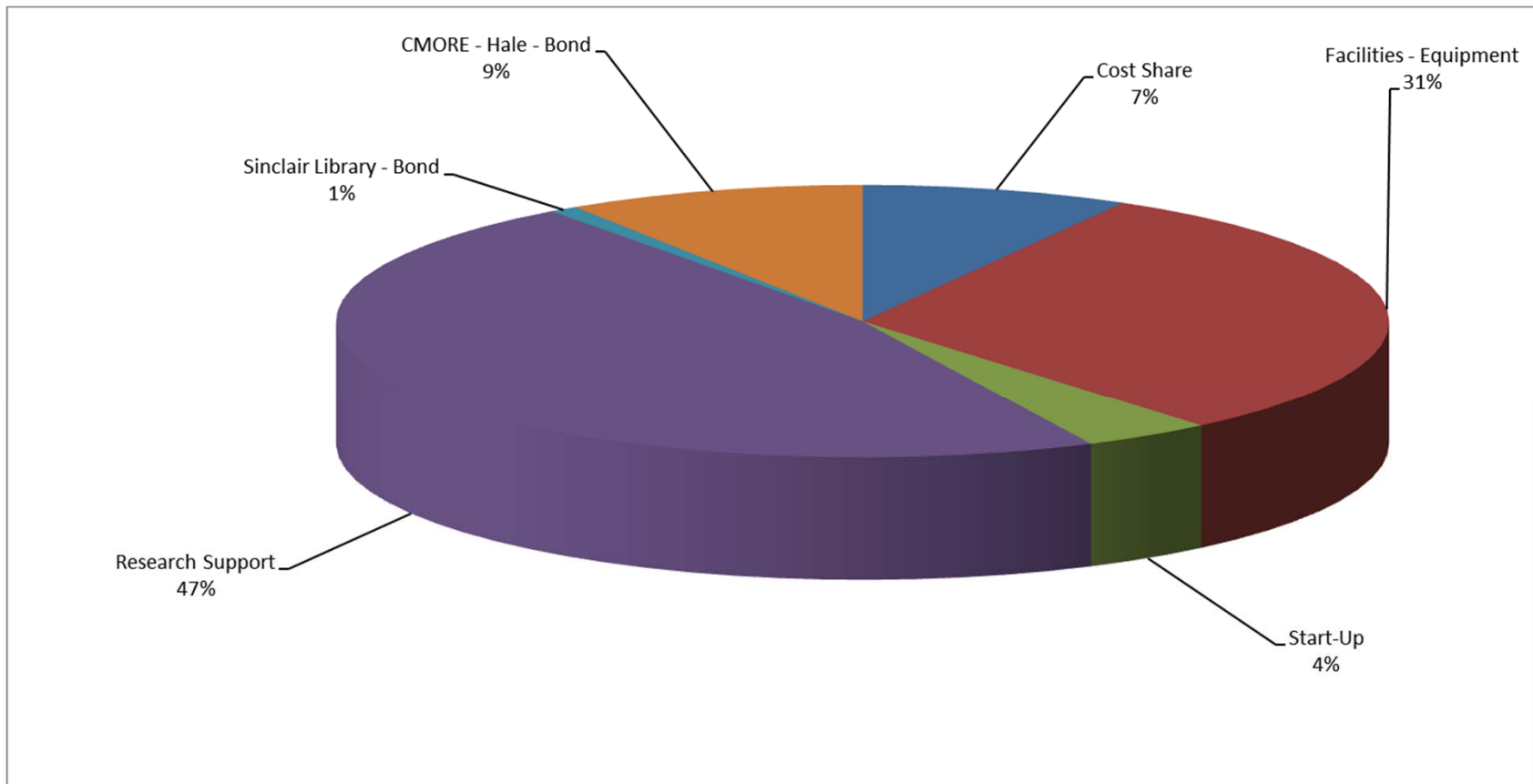
As of June 30, 2011

By Category

Purpose	Total
Cost Share	1,028,015
Facilities - Equipment	3,825,130
Start-Up	494,650
Research Support	5,870,076
Sinclair Library - Bond	107,595
CMORE - Hale - Bond	1,149,155
Grand Total	12,474,621



# How were the VCRGE-RTRF funds committed in FY 2011?

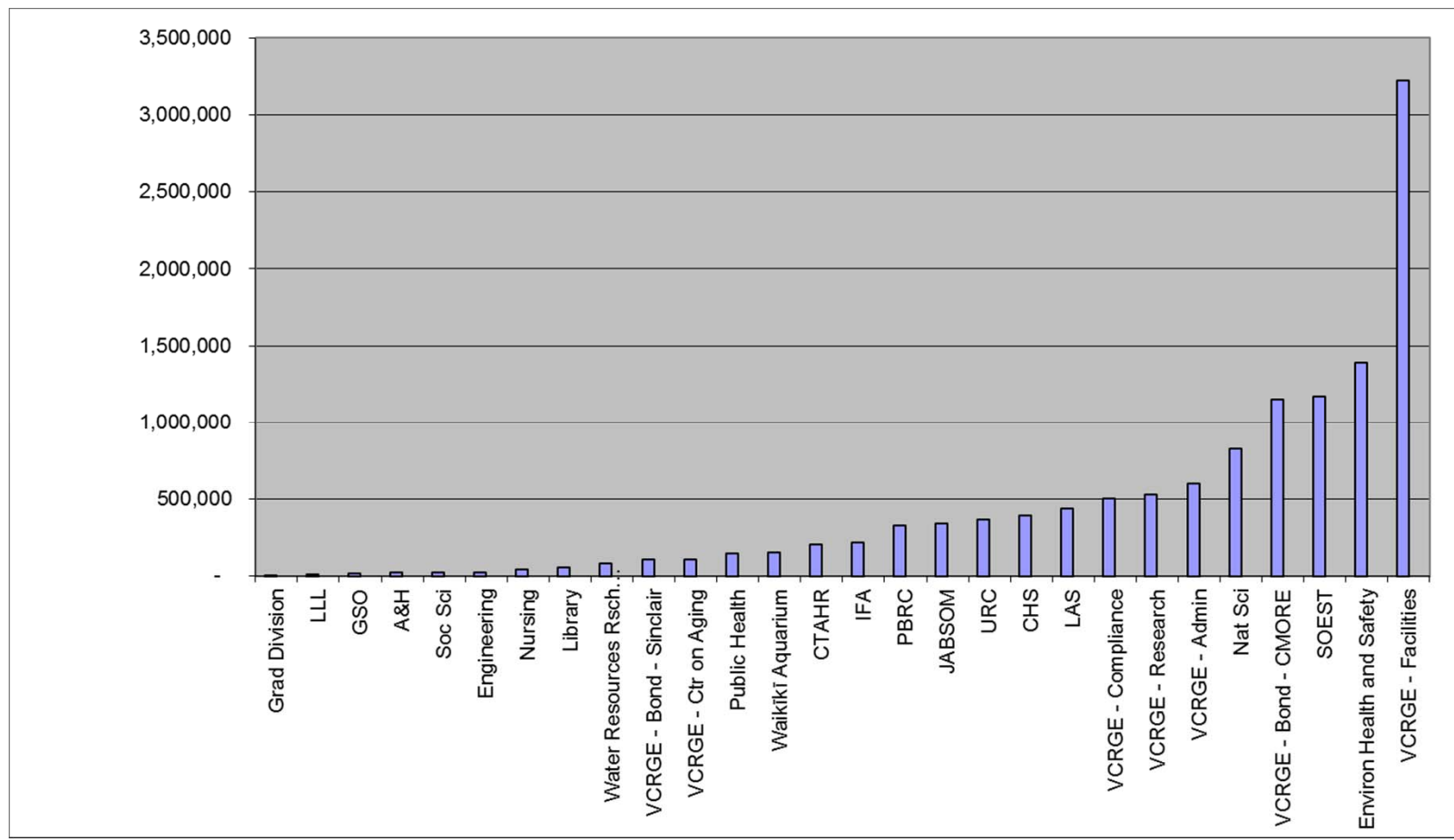


# Summary of VCRGE – RTRF Commitments to the Units

Department	Amount	%
Grad Division	5,000	0.040%
LLL	9,500	0.076%
GSO	20,000	0.160%
A&H	22,646	0.182%
Soc Sci	24,650	0.198%
Engineering	25,000	0.200%
Nursing	46,000	0.369%
Library	57,159	0.458%
Water Resources Rsch Ctr	80,203	0.643%
VCRGE - Bond - Sinclair	107,595	0.863%
VCRGE - Ctr on Aging	111,000	0.890%
Public Health	145,000	1.162%
Waikīkī Aquarium	150,315	1.205%
CTAHR	207,599	1.664%
IFA	216,250	1.734%
PBRC	331,095	2.654%
JABSOM	343,589	2.754%
URC	364,050	2.918%
CHS	390,025	3.127%
LAS	438,893	3.518%
VCRGE - Compliance	501,000	4.016%
VCRGE - Research	526,000	4.217%
VCRGE - Admin	600,000	4.810%
Nat Sci	824,000	6.605%
VCRGE - Bond - CMORE	1,149,155	9.212%
SOEST	1,166,926	9.354%
Environ Health and Safety	1,390,000	11.143%
VCRGE - Facilities	3,221,971	25.828%
GRAND TOTAL	12,474,621	100.000%

- VCRGE – Bond - CMORE  
\$1,149,155 is the repayment of revenue bond interest for CMORE-Hale (this is year 2 of a 30 year commitment).
- VCRGE – Bond - Sinclair  
\$107,595 is the repayment of revenue bond interest for Sinclair Library (this is year 1 of a 30 year commitment).
- VCRGE – Facilities  
\$3,221,971 is the amount for renovations, repairs and maintenance etc. for various research buildings.

# Summary of VCRGE – RTRF Commitments to the Units



# VCRGE-RTRF Commitments

## 5 Largest Programs

	<b>Cost Share</b>	<b>Facilities - Equipment</b>	<b>Research Support</b>	<b>Start-Up</b>	<b>Grand Total</b>
Nat Sci		400,000	74,000	350,000	824,000
VCRGE - Bond - CMORE		1,149,155			1,149,155
SOEST	809,818		357,108		1,166,926
Environmental Health and Safety			1,390,000		1,390,000
VCRGE - Facilities		3,221,971			3,221,971
	809,818	4,771,126	1,821,108	350,000	7,752,052

[ How were these commitments  
utilized? ]

---

- Utilization is detailed in the next few slides.

# RTRF Commitments (As of June 30, 2011)

Unit	Dicipline	Purpose	Account Title	P.I.	Commitment
A&H	Humanities, Social Sciences & Arts	Research Support	Sustainability Art Exhibit	Bingham, Tom	1,646
A&H	Humanities, Social Sciences & Arts	Research Support	Takeyama Fund	Brislin, T	21,000
CHS	Infrastructure	Research Support	Committee on Human Studies	King, Nancy	390,025
CTAHR	Humanities, Social Sciences & Arts	Research Support	Administrative Support	Yuen, Sylvia	33,830
CTAHR	Humanities, Social Sciences & Arts	Research Support	A/R	Yuen, Sylvia	7,219
CTAHR	Humanities, Social Sciences & Arts	Research Support	Faculty Start-Up	Jun, Soojin - Amore, Teresita, Stokes, Ashley	86,550
CTAHR	Humanities, Social Sciences & Arts	Research Support	Catalyst Grant	Deenik, Jonathan	80,000
Engineering	Science & Engineering	Start-Up	Faculty Start-Up	Fripp, Matthias	25,000
Environ Health and Safety	Infrastructure	Research Support	FY 2011 Support - EHSO	Takekawa, Roy	1,390,000
Grad Division	Humanities, Social Sciences & Arts	Research Support	Research Support	Cooper, Patricia	5,000
GSO	Humanities, Social Sciences & Arts	Research Support	GSO Grants and Awards Program	Naylor, Sharain	20,000
IFA	Science & Engineering	Research Support	IRTF High-Resolution Spec Cost Shr	Tokunaga, A.	66,250
IFA	Science & Engineering	Research Support	FY 2011 R. Kudritzki Research Funds	Kudritzki	150,000

# RTRF Commitments (cont.)

Unit	Dicipline	Purpose	Account Title	P.I.	Commitment
JABSOM	Science & Engineering	Research Support	RTRF - VC Grants Devt Admin Support	Hedges, J	42,665
JABSOM	Science & Engineering	Research Support	VC Native Hawaiian Neuroscience	Hedges J	22,330
JABSOM	Science & Engineering	Research Support	Administrative Support	Hedges, J	42,665
JABSOM	Science & Engineering	Start-Up	Facutly Start Up	Barbour/Ndhlova	95,000
JABSOM	Science & Engineering	Research Support	DNHH Grant Extension	Hedges, Jerris	77,000
JABSOM	Science & Engineering	Research Support	Translational Research	Holmes, Eric	15,000
JABSOM	Science & Engineering	Research Support	FACS Grant	Ward, Steve	33,107
JABSOM	Science & Engineering	Research Support	West Coast Regional Development Biology Meeting	Lozanoff, Scott	5,000
JABSOM	Science & Engineering	Research Support	Autoclave Maintenance	Ward, Steve	5,822
JABSOM	Science & Engineering	Research Support	Bridge Funds - CMB	Berry, Marla	5,000
LAS	Infrastructure	Research Support	FY 2011 Support for LAS operations	Kondo, Sylvia	269,937
LAS	Infrastructure	Research Support	FY 2011 Payroll/Operating Support	Kondo, Sylvia	123,150
LAS	Infrastructure	Research Support	Dr. Stevens	Kondo, Sylvia	5,000
LAS	Infrastructure	Research Support	Snug Harbor	Kondo, Sylvia	1,150
LAS	Infrastructure	Research Support	IACUC	Kondo, Sylvia	7,409
LAS	Infrastructure	Research Support	LAS Student Support	Kondo, Sylvia	15,000
LAS	Infrastructure	Research Support	Kakaako Edstrom Server Upgrade	Kondo, Sylvia	17,247

# RTRF Commitments (cont.)

Unit	Dicipline	Purpose	Account Title	P.I.	Commitment
Library	Infrastructure	Facilities	Library Services - IRC Moving	Mochida, Paula	57,159
LLL	Humanities, Social Sciences & Arts	Research Support	Laguage Doc Ctr	Rehg, Kenneth	2,000
LLL	Humanities, Social Sciences & Arts	Research Support	Faculty Start-Up	Berez	7,500
Nat Sci	Science & Engineering	Facilities	KECK Lab Renovations - Bidger 301/307	Kaiser, R	400,000
Nat Sci	Science & Engineering	Start-Up	Faculty Start-Up	Cain, W	100,000
Nat Sci	Science & Engineering	Research Support	Neuroscience Course Support	Teramura, Alan	4,500
Nat Sci	Science & Engineering	Research Support	Tester Symposium 2011	Cole, Kathleen	500
Nat Sci	Science & Engineering	Research Support	KECK	Kaiser, R	29,000
Nat Sci	Science & Engineering	Research Support	Administrative Support	Lam, Pui	40,000
Nat Sci	Science & Engineering	Start-Up	Faculty Start-Up	Amend, Anthony	125,000
Nat Sci	Science & Engineering	Start-Up	Faculty Start-Up	Hynson, Nicole	125,000
Nursing	Science & Engineering	Facilities	SONDH Research Facility Preparation	Boland, Mary	46,000
PBRC	Science & Engineering	Research Support	FY 11 RTRF IGERT Matching	Wilcox, B	112,898
PBRC	Science & Engineering	Cost Share	NSF - TEM Instrument	Dunlap, Marilyn	218,197
Public Health	Humanities, Social Sciences & Arts	Research Support	OPHS Modular Office	Maddock, Jason	145,000
Soc Sci	Humanities, Social Sciences & Arts	Start-Up	Faculty Start-Up	Kameokal, V	24,650



# RTRF Commitments (cont.)

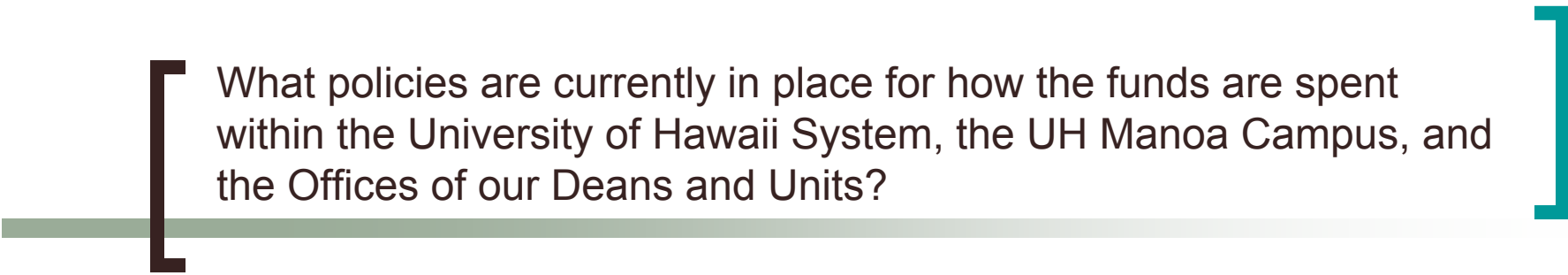
Unit	Dicipline	Purpose	Account Title	P.I.	Commitment
SOEST	Science & Engineering	Cost Share	CMORE	Karl, D	488,880
SOEST	Science & Engineering	Research Support	Jahren Research Support	Jahren, Anne	141,500
SOEST	Science & Engineering	Research Support	D. Codiga retention	Taylor, Brian	3,500
SOEST	Science & Engineering	Research Support	P. Mouginis Mark Research Support	Mouginis Mark, P	50,028
SOEST	Science & Engineering	Cost Share	CMORE Cost Share	Taylor, Brian	320,938
SOEST	Science & Engineering	Research Support	Boehm Salary Support	Richards, K.	6,377
SOEST	Science & Engineering	Research Support	Research Support	Fletcher, Chip	25,000
SOEST	Science & Engineering	Research Support	PARC Dues	Taylor, Brian	5,700
SOEST	Science & Engineering	Research Support	RAPID Instrument	Cowen	20,000
SOEST	Science & Engineering	Research Support	H. Jahren Support	Jahren, Hope	105,003
URC	Infrastructure	Research Support	Faculty Travel	Syrmos, Vassilis	350,000
URC	Infrastructure	Research Support	URC Operations	Syrmos, Vassilis	14,050

# RTRF Commitments (cont.)

Unit	Dicipline	Purpose	Account Title	P.I.	Commitment
VCRGE - Admin	Infrastructure	Research Support	FY 2011 VCRGE Office Admin	Ostrander, Gary	600,000
VCRGE - Bond	Infrastructure	Facilities - CMORE	CMORE Bond Interest Payment	Ostrander, Gary	1,149,155
VCRGE - Bond	Infrastructure	Facilities - Sinclair	Sinclair Bond Interest Payment	Syrmos, Vassilis	107,595
VCRGE - Compliance	Infrastructure	Research Support	FY 2011 Support - Compliance	Hu, CY	501,000
VCRGE - Ctr on Aging	Infrastructure	Research Support	FY 2011 Support - Center on Aging	Browne, Colette	111,000
VCRGE - Facilities	Infrastructure	Facilities	St. John Renovation	Syrmos, Vassilis	786,971
VCRGE - Facilities	Infrastructure	Facilities	Renovate to Innovate	Syrmos, Vassilis	500,000
VCRGE - Facilities	Infrastructure	Facilities	Sinclair Library Renovations	Syrmos, Vassilis	300,000
VCRGE - Facilities	Infrastructure	Facilities	HIG Renovations	Syrmos, Vassilis	325,000
VCRGE - Facilities	Infrastructure	Facilities	Biomed Renovations	Syrmos, Vassilis	250,000
VCRGE - Facilities	Infrastructure	Facilities	Webster Hall Renovations	Syrmos, Vassilis	10,000
VCRGE - Facilities	Infrastructure	Facilities	LAS Cage Wash	Syrmos, Vassilis	300,000
VCRGE - Facilities	Infrastructure	Facilities	Research Facilities Management	Syrmos, Vassilis	250,000
VCRGE - Facilities	Infrastructure	Facilities	Snyder Renovation	Syrmos, Vassilis	300,000
VCRGE - Facilities	Infrastructure	Facilities	POST Renovation	Syrmos, Vassilis	200,000
VCRGE - Research	Science & Engineering	Research Support	Hi Open Supercomputing Center	Syrmos, Vassilis	260,000
VCRGE - Research	Science & Engineering	Research Support	Asia Pacific Information Exchange Project	Syrmos, Vassilis	38,000
VCRGE - Research	Science & Engineering	Research Support	INBRE Operational Account	Holmes, Eric	8,000
VCRGE - Research	Science & Engineering	Research Support	Science, Technology, Engineering and Math	Syrmos, Vassilis	200,000
VCRGE - Research	Science & Engineering	Research Support	Research Support	Holmes, Eric	20,000

# [ RTRF Commitments (cont.) ]

Unit	Dicipline	Purpose	Account Title	P.I.	Commitment
Waikiki Aquarium	Science & Engineering	Research Support	Administrative Assistance	Rossiter, A	50,315
Waikiki Aquarium	Infrastructure	Facilities	Electrical Room	Rossiter, A	100,000
Water Resources Rsch Ctr	Science & Engineering	Research Support	Research Administration Support	Ray, Chittaranjan	80,203
					12,474,621



What policies are currently in place for how the funds are spent within the University of Hawaii System, the UH Manoa Campus, and the Offices of our Deans and Units?

- Any extension to the award period must be approved by the VCRGE.
- Any deviation in expenditure must be approved by the VCRGE.



How are the funds used to support and build the research infrastructure that brought the funds into the University System?

- The VCRGE is directed to spend RTRF to support the research infrastructure of Manoa.
- A primary focus of the VCRGE is on those units that generated the funds.
- Expenditures are made in consultation with the relevant units, Deans, Directors and Faculty.

[ What funds are projected for this year? ]

- In FY 2011, Mānoa generated \$42,185,157 to be distributed in FY 2012. The return to Mānoa in FY 2012 will be \$30,056,924.

## How will these funds be distributed and utilized this year?

- For FY 2012, it has not yet been determined on the distribution method to be used. Due to the following factors:
  - System return was lessened to 71.25%
  - The RTRF balances continue to grow and is questioned by the State Legislature. For the past two Legislative sessions, the Legislature has swept \$5.6 million in RTRF.