



RTRF Report FY 2009

**Gary K. Ostrander
Vice Chancellor for Research
& Graduate Education**

[Preamble]

The return of indirect costs to the University of Hawai'i at Mānoa continues to grow. During FY-08 our faculty generated \$34,279,595 in indirect overhead, a 6.25% increase from FY-07, which was largely expended this past fiscal year (FY-09) ending June 30, 2009. As is customary, after the deduction of some general expenses (e.g. RCUH) 25% of this total was kept at the level of the UH System (\$8,205,007) and 75% returned to Mānoa (\$26,074,588). Of the amount returned to Mānoa, 2/3 was directly returned to the units generating the funds. The remainder was distributed by the Office of the Vice Chancellor for Research and Graduate Education for research/scholarship support (e.g. start-up, infrastructure, cost sharing, etc.).

The University of Hawai'i Mānoa continues to maintain vibrant and active research programs with approximately \$328,530,935 in extramural funds in FY-09. The focus of the Office of the Vice Chancellor for Research and Graduate Education will be to continue to use Research and Training Revolving Fund (RTRF) toward increasing the quality and quantity of the research/scholarship across the institution.

Detailed on the following pages is a summary report for RTRF expenditures for FY-09. The format for this report is as requested by the Senate Executive Committee.

Gary K. Ostrander
Vice Chancellor for Research & Graduate Education

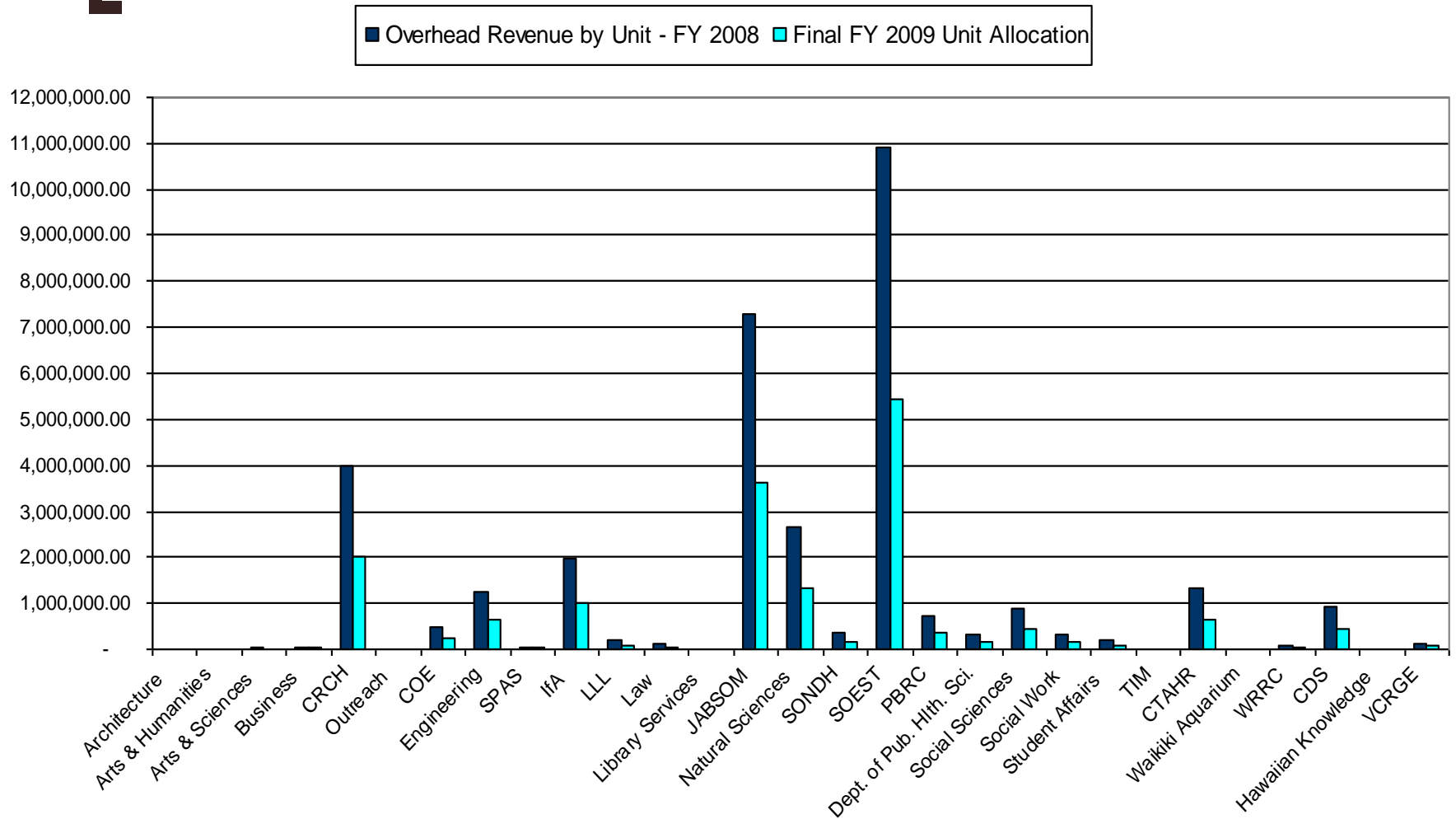


How much RTRF is returned to Mānoa each year?

	FY 2005		FY 2006		FY 2007		FY 2008		FY 2009	
	%	Amount	%	Amount	%	Amount	%	Amount	%	Amount
Mānoa's Overhead Generated		27,114,339		28,767,841		30,756,085		32,263,743		34,279,595
Adjustments:										
Less: JABSOM (Presidential Commitment for FY 06 and FY 07)				5,491,961		6,034,140				
TOTAL		<u>27,114,339</u>		<u>23,275,880</u>		<u>24,721,945</u>		<u>32,263,743</u>		<u>34,279,595</u>
System	20%	5,422,868	25%	5,818,970	25%	6,240,492	25%	7,999,124	25%	8,205,007
Mānoa	80%	21,691,471	75%	17,456,990	75%	18,481,453	75%	24,264,619	75%	26,074,588
TOTAL	100%	<u>27,114,339</u>	100%	<u>23,275,960</u>	100%	<u>24,721,945</u>	100%	<u>32,263,743</u>	100%	<u>34,279,595</u>
Manoa's Allocation		21,691,470		17,456,990		18,481,453		24,264,619		26,074,588
Adjustments:										
Add: JABSOM's 75% Mānoa's share				4,118,891		4,525,605		-		-
TOTAL Mānoa Allocation from System		<u>21,691,470</u>		<u>21,575,881</u>		<u>23,007,058</u>		<u>24,264,619</u>		<u>26,074,588</u>
Directly Returned to Units	67%	14,460,981	67%	14,383,921	67%	15,378,042	66%	16,131,871	66%	17,139,796
Adjustments:										
Add: JABSOM 25% System share given back to Mānoa for JABSOM Distribution (FY 06 & FY 07)				1,372,910		1,508,536				
		<u>14,460,981</u>		<u>15,756,831</u>		<u>16,886,578</u>		<u>16,131,871</u>		<u>17,139,796</u>
Retained for Distribution by the Mānoa Chancellor's Office		<u>7,230,489</u>		<u>5,819,050</u>		<u>6,120,480</u>		<u>8,132,748</u>		<u>8,934,792</u>



RTRF Revenue and Allocation (i.e. the “50% to the units”)



RTRF Revenue/Allocation

UNIT	RTRF Revenue by Unit FY08	FY 09 UNIT ALLOC.	Less: Adjustment for Accts Receivables	Add: TA Support (see note below)	Final FY09 UNIT ALLOC
School of Architecture	6,614.61	3,307			3,307
College of Arts & Humanities	13,900.12	6,950		56,798	63,748
College of Arts & Sciences	36,978.26	18,489			18,489
Shidler College of Business	45,512.70	22,756		599	23,355
Cancer Research Center	3,989,949.62	1,994,975	13,919		1,981,056
Outreach College	6,087.18	3,044			3,044
College of Education	477,368.26	238,684	10,897	14,329	242,116
College of Engineering	1,264,437.34	632,219	4,821	11,802	639,200
School of Pacific Asian Studies	56,455.73	28,228		3,911	32,139
Institute for Astronomy	1,983,121.78	991,561	13,290		978,271
Languages, Ling. & Literature	194,904.53	97,452	2,346	80,239	175,345
School of Law	103,380.61	51,690			51,690
Library Services	1,669.02	835			835
School of Medicine	7,269,044.60	3,634,522	28,837	1,096	3,606,781
College of Natural Sciences	2,668,636.92	1,334,318	5,589	78,339	1,407,068
School of Nursing	357,392.88	178,696	878	2,192	180,010
SOEST	10,893,760.46	5,446,880	52,654	3,224	5,397,450
PBRC	744,726.51	372,363	11,618		360,745
Department of Public Health Sciences	303,617.34	151,809	2,272		149,537

RTRF Revenue/Allocation (cont.)

UNIT					
	RF Revenue by Unit FY	FY 09 UNIT ALLOC.	Less: Adjustment for Accts Receivables	Add: TA Support (see note below)	Final FY09 UNIT ALLOC
College of Social Sciences	884,063.33	442,032	14,628	46,949	474,353
School of Social Work	302,400.12	151,200	2,894		148,306
Office of Student Affairs	194,310.05	97,155	5,273		91,882
School of Travel Industry Management	2,354.30	1,177	1,177		0
CTAHR	1,321,870.88	660,935	26,437	19,630	654,128
Waikiki Aquarium	2,548.66	1,274			1,274
Water Resources Res. Cntr.	90,001.92	45,001	3,442		41,559
Center for Disabilities Studies	917,159.25	458,580	10,432		448,148
School of Hawaiian Knowledge	8,850.97	4,425		7,428	11,853
VCRGE	138,477.04	69,239			69,239
TOTAL Mānoa	34,279,594.99	17,139,796.00	211,404.00	326,536.00	17,254,928.00

What was the amount of RTRF funds expended by the VCRGE for FY-09 (i.e. the 25%)?

- \$9,833,369.02
- Although in FY 2009 \$8,934,792 was available for use, \$9,833,369.02 was allocated. The difference was used against the RTRF carry forward balances.

VCRGE-RTRF Commitments at Manoa for FY-09

RTRF Commitments For Mānoa

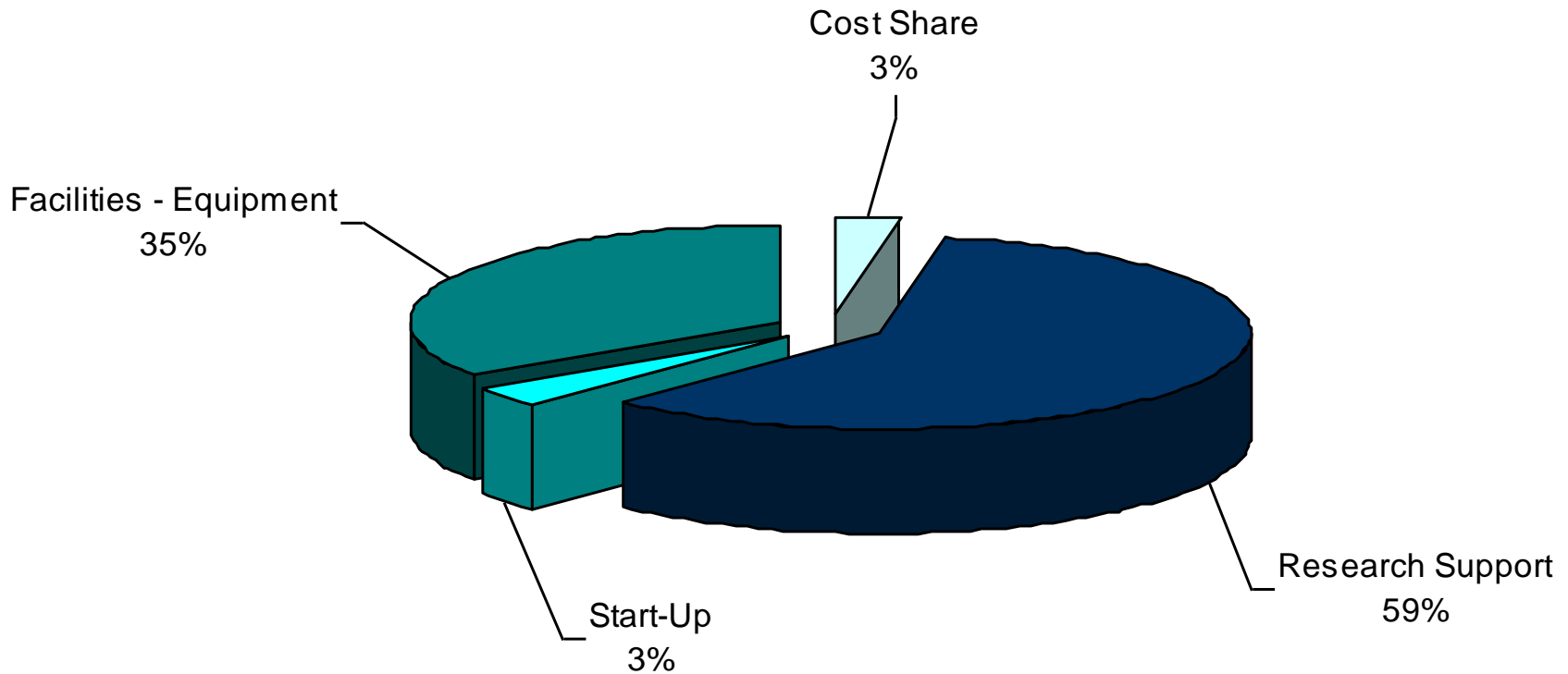
As of June 30, 2009

By Category

Purpose	Total
Cost Share	266,250.00
Research Support	5,854,558.02
Start-Up	315,000.00
Facilities - Equipment	3,397,561.00
Grand Total	9,833,369.02



[How were the VCRGE-RTRF funds committed in FY 2009?



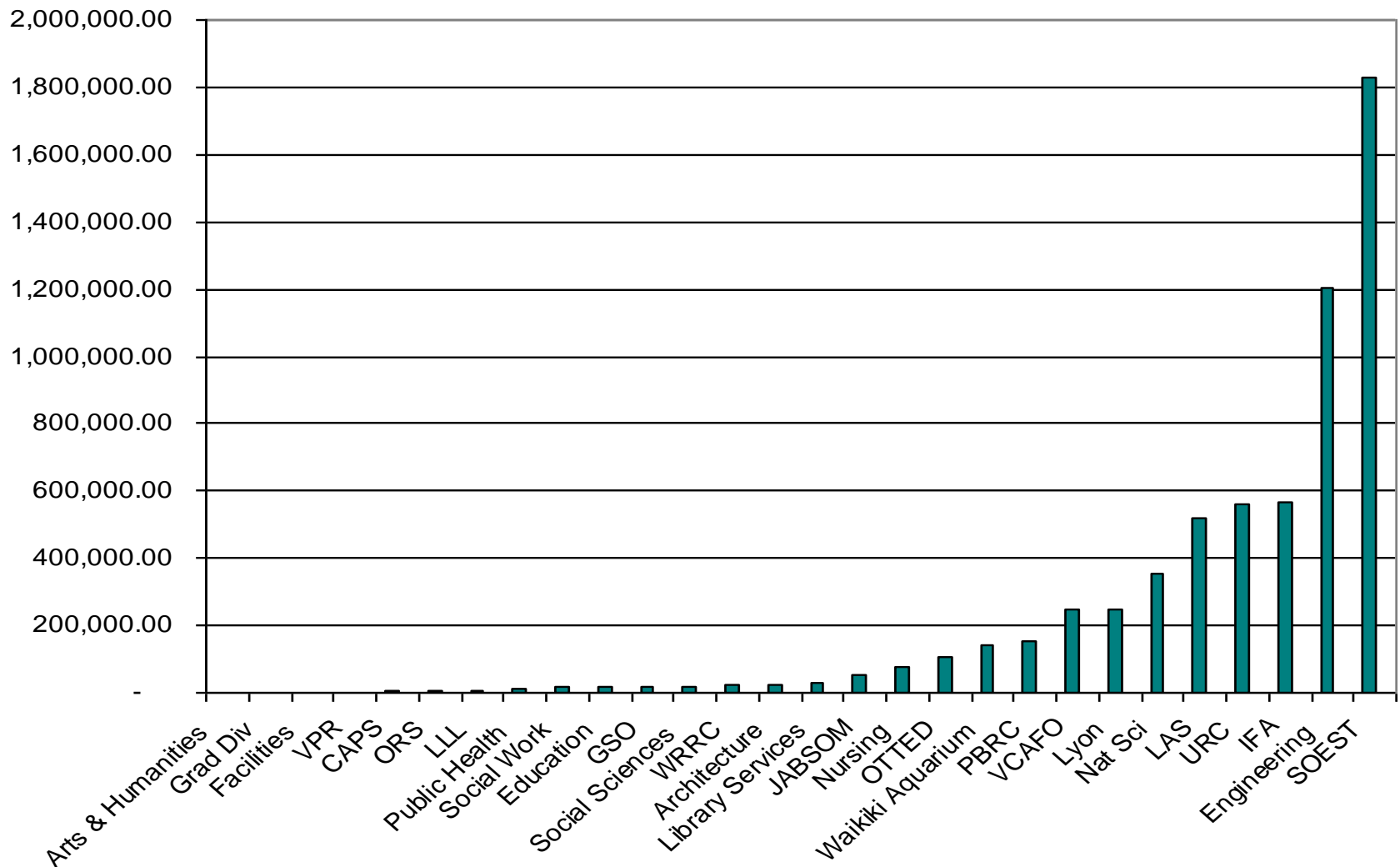
Summary of VCRGE – RTRF Commitments to the Units

Department	Amount	%
Arts & Humanities	250.00	0.003%
Grad Div	2,000.00	0.020%
Facilities	2,491.29	0.025%
VPR	2,500.00	0.025%
CAPS	4,998.00	0.051%
ORS	6,000.00	0.061%
LLL	6,400.00	0.065%
Public Health	10,000.00	0.102%
Social Work	15,000.00	0.153%
Education	17,000.00	0.173%
GSO	20,000.00	0.203%
Social Sciences	20,562.20	0.209%
WRRC	21,800.00	0.222%
Architecture	25,000.00	0.254%
Library Services	29,664.00	0.302%
JABSOM	54,110.00	0.550%
Nursing	75,000.00	0.763%
OTTED	108,661.11	1.105%
Waikiki Aquarium	140,500.00	1.429%
PBRC	153,000.00	1.556%
VCAFO	246,000.00	2.502%
Lyon	250,000.00	2.542%
Nat Sci	351,829.66	3.578%
LAS	518,072.76	5.269%
URC	562,000.00	5.715%
IFA	566,250.00	5.758%
Engineering	1,202,000.00	12.224%
SOEST	1,829,719.00	18.607%
VCRGE	3,592,561.00	36.534%
Grand Total	9,833,369.02	100.000%

VCRGE – Includes \$2,422,561 for C-MORE Hale and \$225,000 for Renovations to the Biomedical Tower



Summary of VCRGE – RTRF Commitments to the Units



VCRGE-RTRF Commitments

5 Largest Programs

	Cost Share	Facilities - Equipment	Infrastructure	Research Support	Start-Up	Hawaiian Initiatives	Grand Total
URC				562,000.00			562,000.00
IFA	66,250.00			500,000.00			566,250.00
Engineering				1,002,000.00	200,000.00		1,202,000.00
SOEST	200,000.00	750,000.00		779,719.00	100,000.00		1,829,719.00
VCRGE		2,647,561.00		945,000.00			3,592,561.00
	266,250.00	3,397,561.00	-	3,788,719.00	300,000.00	-	7,752,530.00



[How were these commitments utilized?

- Utilization is detailed in the next few slides.

RTRF Commitments (As of June 30, 2009)

College	Dicipline	Purpose	Account Title	P.I.	Commitment
Architecture	Humanities, Social Sciences & Arts	Research Support	Hi Design Research Center	Yeh, Ray	25,000.00
Arts & Humanities	Humanities, Social Scienc	Research Support	Brecht Symposium	Bingham, Tom	250.00
CAPS	Humanities, Social Sciences & Arts	Research Support	GSO Orientation Program	Kirk-Kuwaye, Chris	4,998.00
Education	Humanities, Social Sciences & Arts	Start-Up	Faculty Start-up	Sorensen, Christine	15,000.00
Education	Humanities, Social Sciences & Arts	Research Support	PESA Conference	McEwan, Hunter	2,000.00
Engineering	Science & Engineering	Start-Up	Faculty Start-up	Crouch, Peter	200,000.00
Engineering	Science & Engineering	Research Support	Engr VEX Robotics/NSC Wkshp FY 09	Choi, Song	2,000.00
Engineering	Science & Engineering	Research Support	Renewable Energy and Island Sustainability Project	Kuh, Anthony	1,000,000.00
Facilities	Infrastructure	Research Support	Snyder Hall Clean Up	Takekawa, Roy	2,491.29
Grad Div	Infrastructure	Research Support	Grad Division Support	Garrod, Peter	2,000.00
GSO	Humanities, Social Sciences & Arts	Research Support	GSO Grants & Awards Program	Kirk-Kuwaye, Chris	20,000.00
IFA	Science & Engineering	Cost Share	NSF Major Research Instrumentation Program	Tokunaga, Alan	66,250.00
IFA	Science & Engineering	Research Support	Research Support Efforts	Kudritzki, Rolf	500,000.00
JABSOM	Science & Engineering	Research Support	Faculty Start-up	Hedges, Jerris	10,000.00
JABSOM	Science & Engineering	Research Support	Administrative Support	Ho, Tammy	21,780.00
JABSOM	Science & Engineering	Research Support	Native Hwn Neuroscience Grad Student	Hedges, Jerris	22,330.00

RTRF Commitments (cont.)

College	Dicipline	Purpose	Account Title	P.I.	Commitment
LAS	Science & Engineering	Research Support	Lab Animal Service Subsidy	Kondo, Sylvia	95,000.00
LAS	Science & Engineering	Research Support	LAS Support	Kondo, Sylvia	135,000.00
LAS	Science & Engineering	Research Support	RTRF Payroll Support	Kondo, Sylvia	250,000.00
LAS	Infrastructure	Research Support	Cage Wash Ramp	Kondo, Sylvia	6,215.00
LAS	Science & Engineering	Research Support	NIH Grant Support	Kondo, Sylvia	31,857.76
Library Services	Humanities, Social Sciences & Arts	Research Support	Digitization of Dissertations	Mochida, Paula	29,664.00
LLL	Humanities, Social Sciences & Arts	Research Support	Distinguished Lecture Series	Kawahara, John	400.00
LLL	Humanities, Social Sciences & Arts	Research Support	Language Documentation Training Center	Sato, Hiroko	2,000.00
LLL	Humanities, Social Sciences & Arts	Research Support	Graduate Student Recruitment	Omealy, Joe	4,000.00
Lyon	Infrastructure	Research Support	Building Renovations (commitment for matching)	Dunn, Christopher	250,000.00
Nat Sci	Science & Engineering	Research Support	GIS Lab Support	Duffy, David	15,000.00
Nat Sci	Science & Engineering	Research Support	Autoclave Repair	Hemscheidt, Thomas	19,120.00
Nat Sci	Science & Engineering	Research Support	Herbarium NSF Proposal	Ranker, Tom	7,312.50
Nat Sci	Science & Engineering	Research Support	Salary Support - Curator (PRCMB)	Ranker, Tom	44,000.00
Nat Sci	Science & Engineering	Research Support	Tester Symposium 2009	Carlton, Dave	500.00
Nat Sci	Science & Engineering	Research Support	Kaiser Support	Kaiser, Ralf	73,486.08
Nat Sci	Science & Engineering	Research Support	Mass Spectrometer	Hemscheidt, Thomas	186,201.08

RTRF Commitments (cont.)

College	Dicipline	Purpose	Account Title	P.I.	Commitment
Nursing	Science & Engineering	Research Support	Research Infrastructure	Boland, Mary	75,000.00
ORS	Infrastructure	Research Support	IRB and Compliance support	Fong, Yaa-Yin	6,000.00
OTTED	Infrastructure	Research Support	Kaunana Magazine	Cox, Richard	108,661.11
PBRC	Science & Engineering	Research Support	Palmyra Dues	Kaneshiro, Ken	3,000.00
PBRC	Science & Engineering	Research Support	Kewalo Repairs	Martindale, Mark	150,000.00
Public Health	Humanities, Social Sciences & Arts	Research Support	Research Support	Lu, Yuanan	10,000.00
Social Sciences	Humanities, Social Sciences & Arts	Research Support	GA Support	Lind, Meda	17,202.75
Social Sciences	Humanities, Social Sciences & Arts	Research Support	Faculty Recruitment	White, Geoffrey	3,359.45
Social Work	Humanities, Social Sciences & Arts	Research Support	Center for Training, Evaluation, and Research of the Pacific	McCubbin, Hamilton	15,000.00
SOEST	Science & Engineering	Research Support	Faculty Start-up	Taylor, Brian	100,000.00
SOEST	Science & Engineering	Facilities - Equipment	Marine Science Building Renovations	Taylor, Brian	500,000.00
SOEST	Science & Engineering	Research Support	VCR Supplements & Support	Taylor, Brian	154,719.00
SOEST	Science & Engineering	Cost Share	Research Support	Bienfang, Paul	200,000.00
SOEST	Science & Engineering	Facilities - Equipment	KOK Repairs and Dry Dock	Taylor, Brian	250,000.00
SOEST	Science & Engineering	Research Support	Hi Space Flight Lab	Flynn, Luke	500,000.00
SOEST	Science & Engineering	Research Support	Microbial Observatories	Cowen, Jim	25,000.00

RTRF Commitments (cont.)

College	Dicipline	Purpose	Account Title	P.I.	Commitment
URC	Infrastructure	Research Support	Faculty Travel Program	McArthur, Hal	450,000.00
URC	Infrastructure	Research Support	Research Relations	McArthur, Hal	70,000.00
URC	Infrastructure	Research Support	Undergrad Summer Research	McArthur, Hal	35,000.00
URC	Infrastructure	Research Support	University Research Council	McArthur, Hal	7,000.00
VCAFO	Infrastructure	Research Support	Infrastructure Support Efforts	Cutshaw, Kathy	246,000.00
VCRGE	Infrastructure	Research Support	Office administration	Ostrander, Gary	750,000.00
VCRGE	Infrastructure	Facilities - Equipment	CMORE project	Syrmos, Vassilis	2,422,561.00
VCRGE	Infrastructure	Research Support	Open System High Performance Computing Center	Syrmos, Vassilis	100,000.00
VCRGE	Infrastructure	Facilities - Equipment	Biomed Renovations	Syrmos, Vassilis	225,000.00
VCRGE	Infrastructure	Research Support	Aquaculture Program	Ron, Tetsuzan	95,000.00
VPR	Infrastructure	Research Support	Seminar	Kelly, Kevin	2,500.00
Waikiki Aquarium	Humanities, Social Sciences & Arts	Research Support	CIP Support	Rossiter, Andrew	85,000.00
Waikiki Aquarium	Humanities, Social Sciences & Arts	Research Support	Administrative Support	Rossiter, Andrew	55,500.00
WRRC	Science & Engineering	Research Support	Water Research Support	Roumasset, James	21,800.00
					9,833,369.02

What policies are currently in place for how the funds are spent within the University of Hawaii System, the UH Manoa Campus, and the Offices of our Deans and Units?

- Any extension to the award period must be approved by the VCRGE.
- Any deviation in expenditure must be approved by the VCRGE.

How are the funds used to support and build the research infrastructure that brought the funds into the University System?

- The VCRGE is directed to spend RTRF to support the research infrastructure of Manoa.
- A primary focus of the VCRGE is on those units that generated the funds.
- Expenditures are made in consultation with the relevant units, Deans, Directors and Faculty.

[What funds are projected for this year?]

- In FY 2009, Mānoa generated \$37,146,710.27 to be distributed in FY 2010. The return to Mānoa in FY 2010 will be \$27,860,032.



[How will these funds be distributed and utilized this year?

- The same formula will be used for FY 2010. 2/3 of the Mānoa allocation will be distributed to the units generating the overhead revenue. 1/3 will be kept at Mānoa for research support (e.g. start-up, infrastructure, cost sharing, etc.). (OKAY???)