

Applying to Law School

September 28, 2023
4 - 5 PM

Pre-Health/Pre-Law Advising Center
Physical Science Building, Room 214
prelaw@hawaii.edu
<http://manoa.hawaii.edu/undergrad/pac/law/>





Law

[Home](#) » [Law](#)

Helpful Resources

[Pre-Law Academic Advising](#)

[Orientations and Workshops](#)

[Current Internships and Opportunities](#)

[Ready to Apply to Law School?](#)

[Law School Contacts in Hawai'i](#)

[Pre-Law F.A.Q.s](#)



Pre-Health/Pre-Law Advising Center

Physical Science Building, Room 214

prelaw@hawaii.edu

<http://manoa.hawaii.edu/undergrad/pac/law/>

Pre-Law Workshop Series

Applying to Law School

Thursday, September 28th at 4-5PM | Richardson School of Law, Classroom 4

Personal Statement/Resume Workshop

Thursday, October 5th at 4-5PM | Richardson School of Law, Classroom 4

Paying for Law School

Tuesday, October 10th at 4-5PM | Richardson School of Law, Classroom 4

Introduction to the LSAT

Tuesday, October 17th at 4-5PM | Online

GRE Strategy Session

Wednesday, October 18th at 4-5PM | BIL335

Logic Games Workshop

Thursday, October 19th at 4-5PM | Online

Mock GRE

Saturday, October 21st at 9AM-1PM | Online

Logical Reasoning Workshop

Tuesday, October 24th at 4-5PM | Online

Reading Comprehension Workshop

Thursday, October 26th at 4-5PM | Online

Mock LSAT

Saturday, October 28th at 9AM-1PM | Online

Ulu Lehua Information Session

Thursday, November 2nd at 4-5PM | Richardson School of Law, Classroom 4

Pre-Health/Pre-Law Advising Center

Physical Sciences Building, Room 214

Email: uhpac@hawaii.edu


Phone: (808)956-8646



Register Here:

<https://tinyurl.com/2p843z6x>

or with the QR code:



Agenda

1. Application Process

1. LSAC Account & CAS

1. Application Components

- a. LSAT/GRE
- b. Transcripts
- c. Résumé
- d. Personal Statement
- e. Diversity Statement/Addendum
- f. LORs

4. Questions



Application Timelines

- **Applications open early Fall**
 - Late August - Early October
- **General Admissions Timelines**
 - Early Decision/Priority
 - Deadline: December-March
 - Rolling
 - Deadline: April-June/July
- **William S. Richardson School of Law**
 - Application Available: September 1, 2023
 - Priority Deadline: February 1, 2024
 - Final Deadline: May 1, 2024 at 11:59 PM HST

Applying to Law School:

NAVIGATING THE APPLICATION PROCESS

1

CREATE your secure account at [LSAC.org](https://www.lsac.org) to access the services below.



or the GRE

2



PREPARE for the LSAT using the Official LSAT Prep resources available through [Khan Academy](#) and [LawHub](#).

or the GRE

3



REGISTER to take the LSAT and LSAT Writing.

4

RESEARCH law schools and application deadlines on LSAC's searchable Official Guide to ABA-Approved Law Schools. Talk to your prelaw advisor for additional assistance.



5



ATTEND an [LSAC Law School Forum](#) to network with law school admission representatives and gain insights about navigating the application process.

6

REGISTER for the Credential Assembly Service (CAS) to compile official transcripts and letters of recommendation. Complete applications and **APPLY** online at [LSAC.org](#).



7



TRACK your progress through your LSAC account.

LSAC Account

The screenshot shows the LSAC website homepage. At the top left is the LSAC logo and the text 'Law School Admission Council'. To the right are navigation links: 'About LSAC', 'Events', 'Blog', 'Contact Us', and a 'Sign in...' button. Below this is a dark blue navigation bar with links for 'Discover Law', 'LSAT', 'LawHub', 'Choosing a Law School', 'Applying to Law School', and 'LSAC Insights'. A search bar is located on the right side of this bar. The main content area features a large image of a woman with glasses and curly hair on the left. To the right of the image is a blue background with the text 'Introducing Law School Success' in large white font. Below this is a paragraph: 'Build a solid foundation to help you thrive academically and professionally.' At the bottom of this section are two buttons: 'Subscribe now' with an external link icon, and 'Learn more' with a right-pointing arrow icon.

www.lsac.org

LSAC Credential Assembly Service

Credential Assembly Service (CAS)

LSAC's Credential Assembly Service (CAS) simplifies the law school application process for both candidates and law schools. With CAS, your transcripts, letters of recommendation, and any other documents required for each of your law school applications only need to be sent one time to LSAC. All ABA-approved law school applications are available electronically through your CAS account as well, saving you time and effort. LSAC combines your documents with your LSAT score and forwards a full report to all the schools you apply to.

Most American Bar Association-approved law schools and many others require that JD applicants use CAS.

What does CAS cost?

Credential Assembly Service (CAS) subscription	\$200
CAS Reports	\$45 each



Home > The LSAT - Law School Admission Test > Register for the LSAT > LSAT & CAS Fees > Fee Waivers for the LSAT & Credential Assembly Service (CAS)

LSAT

About the LSAT

Register for the LSAT

Test Dates

LSAT Costs

LSAC Fee Waivers

Verification of Nonfiling Instructions

Request Accommodations

Spanish LSAT

Prepare for the LSAT

Take the LSAT

LSAT Scoring

LSAT FAQs

Fee Waivers for the LSAT & Credential Assembly Service (CAS)

Our fee waiver program is designed for law school candidates who are financially under-resourced, with the goal of increasing equity and access to legal education. This program is part of our mission to reduce barriers for law school applicants.

In order to increase the number of fee waiver applicants we can assist, the 2021-2022 LSAC Fee Waiver Program has been modified to recognize different levels of financial need. We have developed a two-tiered benefit system to assist applicants of varying economic circumstances in receiving fee waiver benefits.

Tier 1

Two LSATs
 One CAS Registration
Six CAS Law School Reports
 One-year subscription to Official LSAT Prep Plus Score Preview

Tier 2

One LSAT
 One CAS Registration
Three CAS Law School Reports
 One-year subscription to Official LSAT Prep Plus Score Preview

<https://www.lsac.org/lSAT/register-lsat/lSAT-cas-fees/fee-waivers-lsat-credential-assembly-service-cas>

LSAT

About the LSAT and LSAT Writing

The LSAT is an integral part of law school admission. Studies have consistently shown the LSAT to be the single best predictor of first-year law school performance, even better than undergraduate grade-point average. Law schools are encouraged to use LSAT scores as part of a holistic admission process that considers both the skills and lived experience of each candidate.

The LSAT is administered in two parts. The first part of the test is a four-section multiple-choice exam administered through [LSAC LawHub](#)[®] and live remote-proctored by ProctorU. The second part of the test is a written essay called [LSAT Writing](#)[®]. You can take the LSAT and LSAT Writing at home, or in another quiet, well-lit, private space.

<https://www.lsac.org/lSAT/about>

LSAT Test Prep

**FREE
WITH
YOUR
LIBRARY
CARD**

GALE COURSES

More than 365 free, engaging, online, instructor-led courses focused on professional development, technology skills, and personal enrichment.

Most classes are 6-weeks long and take an average of 24 hours to complete.

Explore the complete catalog online at education.gale.com/l-arrowhead


 | 

Official LSAT[®] Prep

Personalized. 100% free.




GRE

Store Contact Us

[For Test Takers](#) | [For Institutions](#)

[ETS Home > GRE Home > Considering an Advanced Degree? > GRE for Law School](#)



Taking the *GRE*[®] General Test for Law School

General Test

Subject Tests

Considering an Advanced Degree?

Considering law school? Use your *GRE*[®] General Test scores when applying to law school as many are now accepting or are considering accepting GRE General Test scores — saving you time and money from taking another admissions test.

The *GRE*[®] General Test is offered throughout the year and in more than 1,000 locations in more than 160 countries, making it easily accessible. You can also take the GRE General Test at home in most regions of the world. Take the most widely accepted graduate admissions test and give yourself more opportunities.

https://www.ets.org/gre/institutions/accept/law/jd_programs/

Test overview

Here's what to expect for tests starting September 22, 2023.

Section	Structure	Estimated Timing
Analytical Writing	1 section, 1 essay task	30 minutes
Quantitative Reasoning	2 sections, 27 questions total	47 minutes
Verbal Reasoning	2 sections, 27 questions total	41 minutes
Total Time	1 hour, 58 minutes	

https://www.ets.org/gre/revised_general/about/structure/

GRE Test Prep

Official Test Prep Material

- [EBSCO PrepSTEP](#) For UH Students, you have free access to a practice test that will familiarize you with the sections you will encounter on the GRE. They will also provide detailed explanations for the answers and instant diagnostic scoring.
- [ETS GRE Overview: Test Content and Structure](#)
- [The Official Guide to the GRE® revised General Test](#)
- [POWERPREP® II: Sample Computer-based Test](#)
- [ETS Prepare for the GRE General Test](#)
 - Includes links to both free and for-purchase preparation materials:
 - Two free computer-based practice tests
 - One free paper-based practice test
 - *The Official Guide to the GRE General Test*
- [Khan Academy®](#): Preparation for the GRE® Quantitative Reasoning Measure

Commerical Test Prep Companies

*Note PAC does not endorse any particular test preparation resource and this is not an exhaustive list.

- Barron's Test Prep Books
- [Blueprint Print](#)
- [Gale Courses](#)
 - Offered free through the Hawai'i State Public Library System
- [Kaplan](#)
- [Princeton Review](#) (Use promo code RAINBOW15 for 15% off!)
- [McGraw-Hill](#)
- [Magoosh](#)
- [Magoosh's GRE Vocabulary Flashcards](#)
- [Quizlet - GRE Flashcards](#)
- University of Hawai'i at Mānoa Outreach College [GRE Test Preparation Course](#)

UH Mānoa students ONLY: To borrow test preparation material for free, check out our [Lending Library](#).

<https://manoa.hawaii.edu/undergrad/pac/gre-overview-2-copy/>

GRE Test Prep

The screenshot shows the top navigation bar of the University of Hawaii Hamilton Library website. The header includes the library name, a search bar with the text "Find Tests, Tutorials, eBooks..", and the EBSCO LearningExpress logo. Below the header is a dark blue navigation bar with links for Home, Centers, Sign In/Register, Contact Us, and Help. The main content area features a section titled "Prepare for the GRE®" with a list of resources: GRE® Practice Tests (Verbal Reasoning, Quantitative Reasoning, Analytical Writing), GRE® Tutorial (GRE® Tutorial), and GRE® eBooks (GRE® eBooks).

University of Hawaii Hamilton Library

Find Tests, Tutorials, eBooks..

EBSCO LearningExpress®

Home Centers

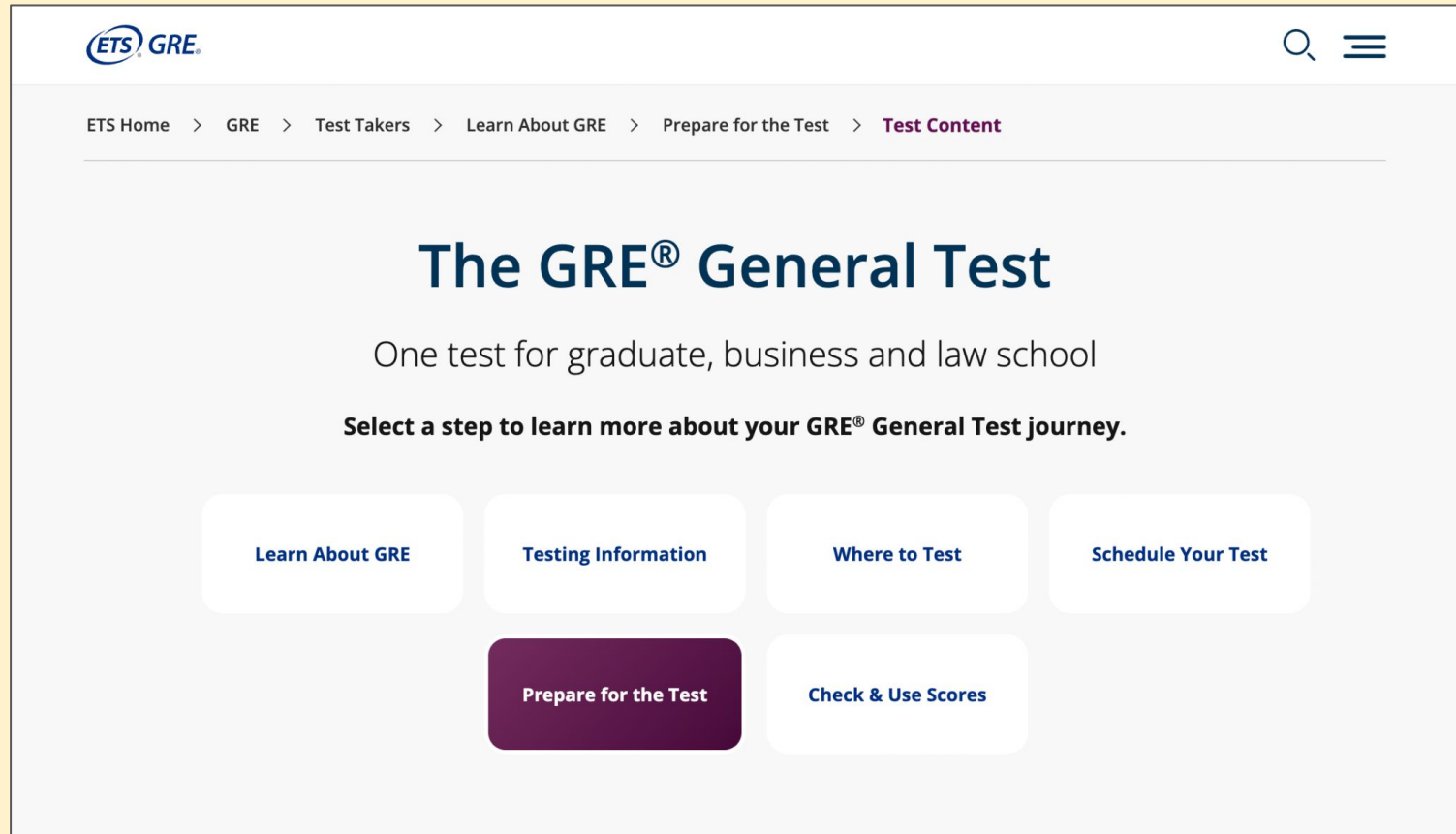
Sign In/Register Contact Us Help

Prepare for the GRE®

- GRE® Practice Tests
 - Verbal Reasoning
 - Quantitative Reasoning
 - Analytical Writing
- GRE® Tutorial
 - GRE® Tutorial
- GRE® eBooks
 - GRE® eBooks

<https://manoa.hawaii.edu/undergrad/pac/gre-overview-2-copy/>

GRE Test Prep



The screenshot shows the ETS GRE website interface. At the top left is the ETS GRE logo. At the top right are search and menu icons. Below the header is a breadcrumb trail: ETS Home > GRE > Test Takers > Learn About GRE > Prepare for the Test > **Test Content**. The main heading is 'The GRE® General Test'. Below it is the text 'One test for graduate, business and law school'. A sub-heading reads 'Select a step to learn more about your GRE® General Test journey.' There are six buttons: 'Learn About GRE', 'Testing Information', 'Where to Test', 'Schedule Your Test', 'Prepare for the Test' (highlighted in purple), and 'Check & Use Scores'.

ETS GRE

ETS Home > GRE > Test Takers > Learn About GRE > Prepare for the Test > **Test Content**

The GRE® General Test

One test for graduate, business and law school

Select a step to learn more about your GRE® General Test journey.

[Learn About GRE](#) [Testing Information](#) [Where to Test](#) [Schedule Your Test](#)

[Prepare for the Test](#) [Check & Use Scores](#)

<https://manoa.hawaii.edu/undergrad/pac/gre-overview-2-copy/>

Which test should you take?

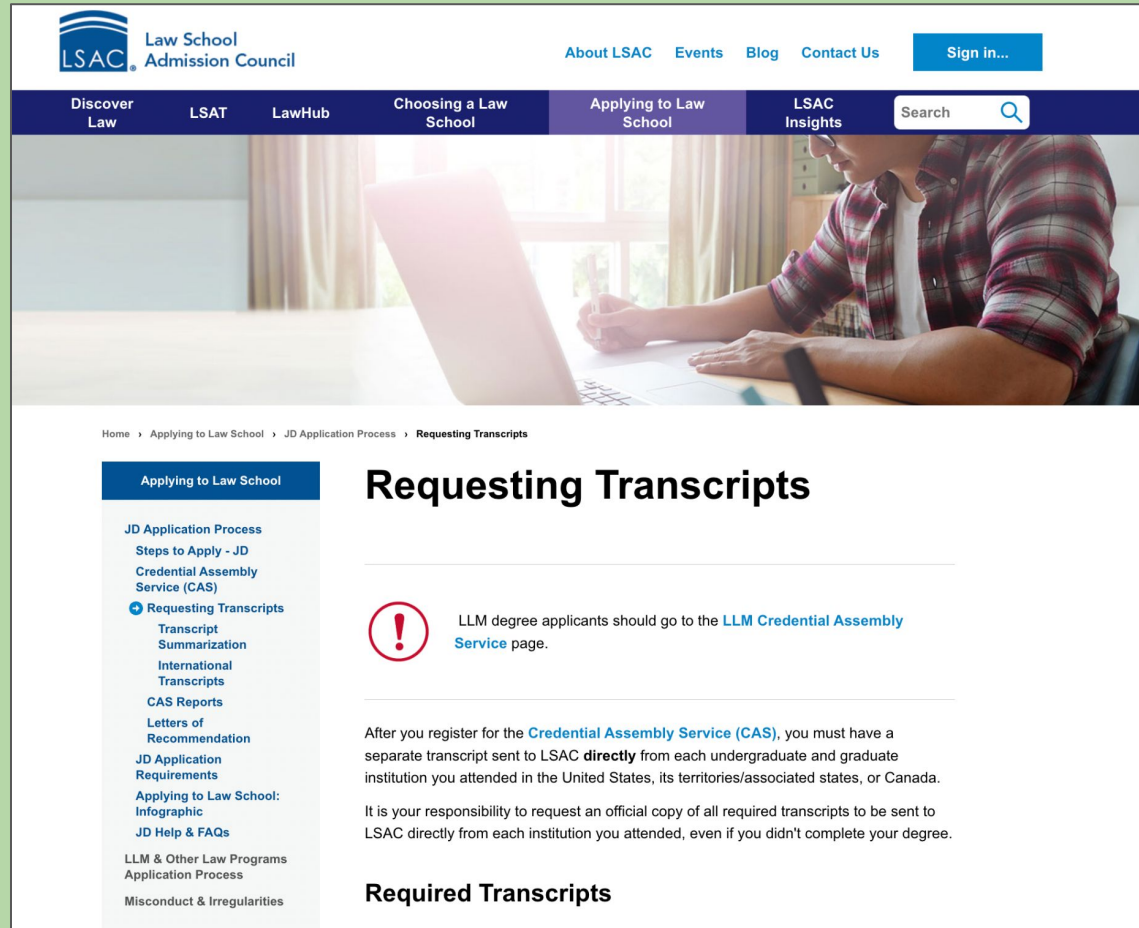
LSAT

- \$222
- Offered several times a **year**
- Online or in-person
- Accepted by all law schools
- Only for law school applicants
- Scores received in **2-3 weeks**
- **One composite score**

GRE

- \$220
- Offered several times a **month**
- Online or in-person
- Accepted by 100+ law schools and many graduate programs
- Scores received in **10-15 days**
- **Three different scores**
- Quantitative reasoning section


Transcripts



The screenshot shows the LSAC website interface. At the top, there is a navigation bar with the LSAC logo and 'Law School Admission Council' text. To the right of the logo are links for 'About LSAC', 'Events', 'Blog', and 'Contact Us', along with a 'Sign in...' button. Below this is a secondary navigation bar with categories: 'Discover Law', 'LSAT', 'LawHub', 'Choosing a Law School', 'Applying to Law School' (which is highlighted), and 'LSAC Insights'. A search bar is located on the right side of this bar. The main content area features a large image of a student working on a laptop. Below the image is a breadcrumb trail: 'Home > Applying to Law School > JD Application Process > Requesting Transcripts'. On the left side, there is a sidebar menu with a blue header 'Applying to Law School'. The menu items include: 'JD Application Process', 'Steps to Apply - JD', 'Credential Assembly Service (CAS)', 'Requesting Transcripts' (which is selected and has a blue dot), 'Transcript Summarization', 'International Transcripts', 'CAS Reports', 'Letters of Recommendation', 'JD Application Requirements', 'Applying to Law School: Infographic', 'JD Help & FAQs', 'LLM & Other Law Programs Application Process', and 'Misconduct & Irregularities'. The main content area has a large heading 'Requesting Transcripts'. Below the heading is a red warning icon (an exclamation mark inside a circle) followed by the text: 'LLM degree applicants should go to the [LLM Credential Assembly Service](#) page.' Below this is a paragraph of text: 'After you register for the [Credential Assembly Service \(CAS\)](#), you must have a separate transcript sent to LSAC **directly** from each undergraduate and graduate institution you attended in the United States, its territories/associated states, or Canada. It is your responsibility to request an official copy of all required transcripts to be sent to LSAC directly from each institution you attended, even if you didn't complete your degree.' At the bottom of the main content area, there is a section heading 'Required Transcripts'.

<https://www.lsac.org/applying-law-school/jd-application-process/cas/requesting>

Transcripts

 UNIVERSITY of HAWAII[®] at MĀNOA Site search


Office of the Registrar

[Home](#) ▾ [Academic Calendar](#) ▾ [Registration](#) ▾ [Student Records](#) ▾ [Tuition & Fees](#) ▾ [Veteran Benefits](#) ▾

History Us
Voter Registration

[Home](#) > [Student Records](#) > Ordering Transcript

Ordering Transcript



[Request an Official Transcript](#)

TYPE OF REQUEST	PROCESSING TIME	COSTS
eTranscript (recommended)	Same Day via Email	\$8.50 (\$5 + NSC Fee \$3.50)
Paper Transcript	Printed within 1-2 business days	\$7.50 (\$5 + NSC Fee \$2.50)
Paper Transcript Rush*	Printed Same Day	\$17.50 (\$15 + NSC Fee \$2.50)

*If you require a rush transcript, but prefer an electronic copy, please do NOT select the RUSH option. Instead, select "No" for rush processing and request an eTranscript which is usually processed within minutes.

UH Mānoa transcripts will not be released if the student's account shows any type of financial or administrative hold.

<https://manoa.hawaii.edu/registrar/student-records/ordering-transcript/>

Résumé

Recommended Guidelines:

- Be brief, but make sure to provide enough explanation about your different experiences, awards, etc. for the admissions committee.
- Be consistent. Make sure your formatting is the same from section to section.
- Be sure only post-high school information is included unless ongoing.
- Use backward chronological format.
- Include clear headers and check the alignment of your dates.
- Do not include a headshot.
- Use a standard black font.
- If you are a non-traditional student or have been out of school for a while, feel free to place the “Education” section after “Experience”.


<http://manoa.hawaii.edu/undergrad/pac/law/update-your-academic-resume/>

Personal Statement

Sample Prompt:

- Attach a 500-word personal statement on a subject of your choice. Many applicants write about their goals, achievements, influences, and interest in our Law School.

*Does your personal statement communicate who you are
and address the prompt?*



Addenda (Explanations)

Explain what needs explaining.



Optional Diversity Statements

Write one if what you have to say is critical to understanding who you are AND is not covered in another part of your application.



Letters of Recommendation

Short Cover Letter

To be sent as an introduction to an e-mailed resume.

Dear Ms. (Name); or (Dear Human Resources Manager)

I am sending you my resume in response to (XYZ Company) announcement of a (give job title and if available, job code or number). I discovered the advertisement on (name website or newspaper) and found the position to be an excellent fit with my background and experience.

I look forward to talking with you soon regarding this opportunity.

Sincerely,

Your name

(Paste resume here)



Financial Aid

Quick tips:

- Take advantage of ways to save money on your LSAT preparation and applications.
- Create a plan for managing your finances during law school! Use budgets during school to stay on top of their finances.
- Come to our Financing Law School workshop!
- Visit the AccessLex website.

PAYING FOR LAW SCHOOL: YOU HAVE OPTIONS

Law school is a major commitment and a significant financial investment. Fortunately, there are affordable and flexible funding options to help you pay.

FINANCIAL AID 101

Financial aid is available. The primary funding options...

SOURCES OF ADDITIONAL FUNDS WHEN PAYING FOR LAW SCHOOL

Sources of additional funds when paying for law school

FAFSA

Types of scholarships & grants

SCHOLARSHIPS AND GRANTS—THE "FREE" MONEY

- Funded by your law school
- Funded by private organizations, civic groups, etc.

LOANS

- Federal loans—always use FEDERAL LOANS FIRST
- Private/alternative/institutional loans—use only when federal loans are not available

MERIT-BASED: Awarded for outstanding academic achievements, special talents, leadership potential, and other personal characteristics.

NEED-BASED: Awarded on the basis of the financial need of the student. FAFSA is used for determining federal, state, and institutional need-based aid eligibility.


TIP: Make sure you find out how and when you need to apply for the "free money."

Your savings

- Your savings
- Financial gifts from family and friends
- Earnings from part-time employment in the second and third years of law school

<https://www.lsac.org/paying-law-school>

FAFSA

 An official website of the United States government.

Federal Student Aid
AN OFFICE OF THE U.S. DEPARTMENT OF EDUCATION

  MENU

Complete the FAFSA[®] Form

Use the *Free Application for Federal Student Aid (FAFSA[®])* form to apply for financial aid for college or graduate school.

New to the FAFSA[®] Process?

Completing the FAFSA form is free. Fill it out now.

[Start Here](#)

Returning User?

[Correct info](#) | [Add a school](#)

[View your *Student Aid Report \(SAR\)*](#)

[Log In](#)

<https://studentaid.gov/h/apply-for-aid/fafsa>

AccessLex

When you have the tools to make wise decisions, you make more wise decisions.

Our free resources will help you make sure good habits are the habits you keep!

MAX Pre-Law by AccessLex®

Considering law school? We know what you need to know.

TAKE A LOOK INSIDE

XploreJD by AccessLex®

XploreJD is a free, online search tool offering aspiring law students a data-based approach to finding law schools that best meet their criteria.

LEARN MORE

AccessLex Law School Scholarship Databank

We searched so you don't have to. Utilize our newest tool to find money that's already available to help pay for law school and lower your student loan burdens. Search over 800 carefully curated and vetted scholarship opportunities and writing competitions, with filters to help you find the ones best suited for you.

START SEARCHING



Student Loan Calculator

Law school is an investment. And tuition is just the start of it. Learn your true cost of attendance and know all your options.

TRY IT NOW



<https://www.accesslex.org/aspiring-law-students>

<https://law.hawaii.edu/admissions-aid-overview/>



Loreto Coloma Jr.

MORE IN APPLY:

How to Apply

Apply with the LSAT or GRE

Transfer & Visiting Students

Application Fee Waivers

Applicant Online Status

Law School Visit Request

Admissions FAQ

For JD admissions inquiries, please contact the Enrollment Management team at lawadm@hawaii.edu or attend an upcoming [admissions event](#).

For LLM admissions inquiries, please contact the Program Director Spencer Kimura at kimurasp@hawaii.edu.

Admissions Events

How to Apply

APPLICATION DEADLINES

First Time JD – Fall 2024

- Application Available via [LSAC.org](https://lsac.org): September 1
- Full-Time JD Priority Deadline: February 1
- [Online Part-Time JD](#) Priority Deadline: February 1
- Final Deadline: May 1

Transfer and Visiting Students:

- Spring Application Period: October 1 – December 1
- Fall Application Period: May 1 – July 1

Advanced JD: October 1 – June 1 ([AJD application instructions](#))

Master of Laws: October 1 – June 1 ([LLM application instructions](#))

Hawaii Summer Law Program Deadline: May 1 ([Summer Law application instructions](#))

APPLICATION PROCESS OVERVIEW

To apply, JD, AJD, Transfer, and Visiting student applicants must complete the online application with the [Law School Admissions Council \(LSAC\)](#). We must receive all application materials (below) from LSAC before the deadline.

For more detailed application instructions, see [Apply with the GRE or LSAT](#) or [Transferring & Visiting Students](#).

<https://law.hawaii.edu/admissions-aid-overview/>

Pre-Law Workshop Series

Applying to Law School

Thursday, September 28th at 4-5PM | Richardson School of Law, Classroom 4

Personal Statement/Resume Workshop

Thursday, October 5th at 4-5PM | Richardson School of Law, Classroom 4

Paying for Law School

Tuesday, October 10th at 4-5PM | Richardson School of Law, Classroom 4

Introduction to the LSAT

Tuesday, October 17th at 4-5PM | Online

GRE Strategy Session

Wednesday, October 18th at 4-5PM | BIL335

Logic Games Workshop

Thursday, October 19th at 4-5PM | Online

Mock GRE

Saturday, October 21st at 9AM-1PM | Online

Logical Reasoning Workshop

Tuesday, October 24th at 4-5PM | Online

Reading Comprehension Workshop

Thursday, October 26th at 4-5PM | Online

Mock LSAT

Saturday, October 28th at 9AM-1PM | Online

Ulu Lehua Information Session

Thursday, November 2nd at 4-5PM | Richardson School of Law, Classroom 4

Pre-Health/Pre-Law Advising Center
Physical Sciences Building, Room 214
Email: uhpac@hawaii.edu
Phone: (808)956-8646



Register Here:

<https://tinyurl.com/2p843z6x>

or with the QR code:

Mahalo!

