



**RTRF Report
FY 2015**

Brian Taylor

Interim Vice Chancellor for Research

Preamble

During FY-14 our faculty generated \$38,825,342 in indirect costs, which was largely expended this past fiscal year ending June 30, 2015. 25% of this total was kept at the level of the UH System (\$9,706,336) and 75% returned to Mānoa (\$29,119,006). Of the amount returned to Mānoa, 2/3 was directly returned to the units generating the funds. The remainder was distributed by the Office of the Vice Chancellor for Research for research/scholarship support (e.g. start-up, infrastructure, cost sharing, etc.).

The University of Hawai'i at Mānoa continues to maintain vibrant and active research programs with over \$300 million in new extramural funds in FY15. The focus of the Office of the Vice Chancellor for Research will be to continue to use Research and Training Revolving Fund (RTRF) toward increasing the quality and quantity of the research/scholarship across the institution.

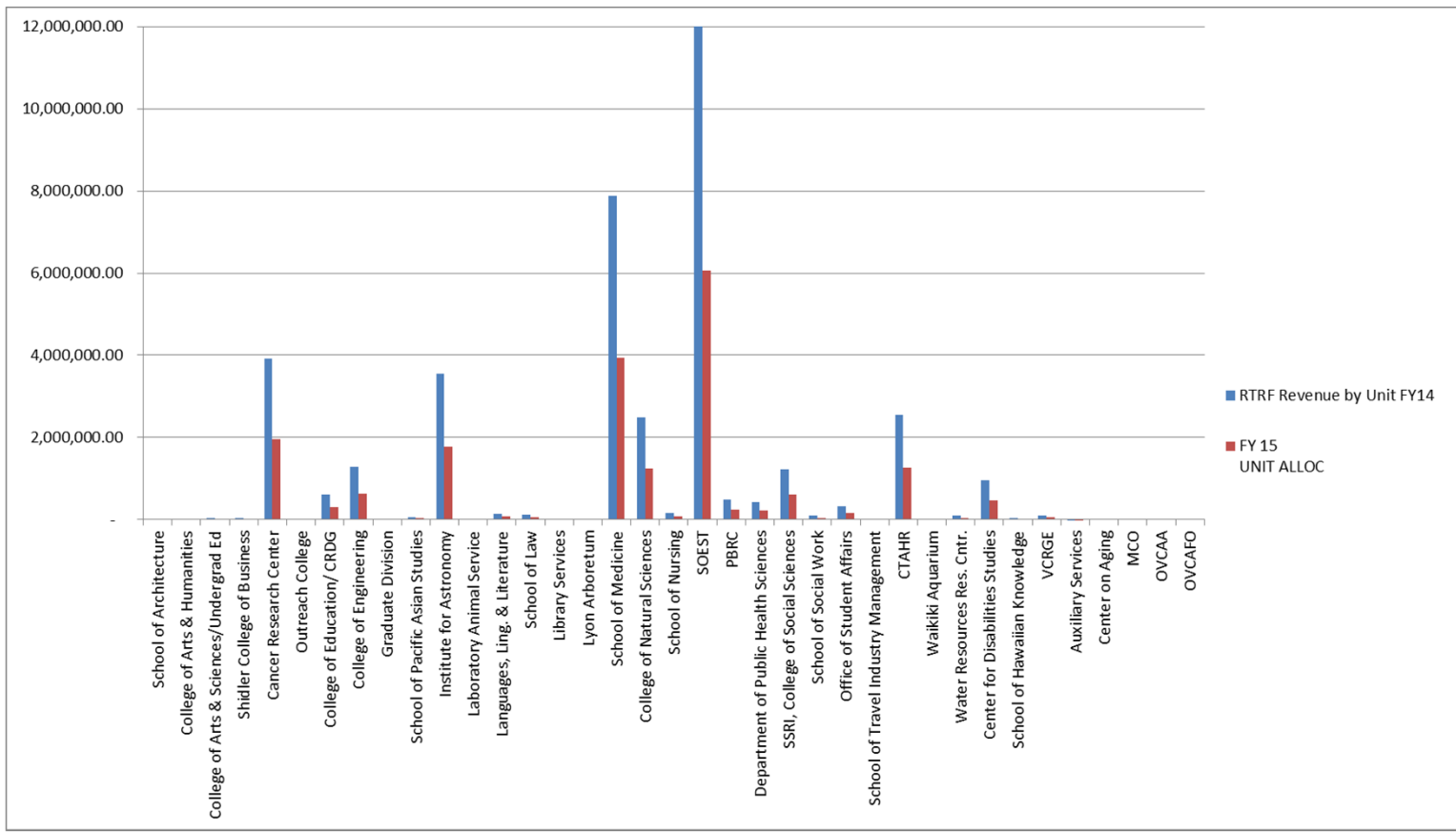
Detailed on the following pages is a summary report for RTRF expenditures for FY-15. The format for this report is as requested by the Senate Executive Committee.

Brian Taylor
Interim Vice Chancellor for Research

How much RTRF is returned to Mānoa each year?

	FY 2010		FY 2011		FY 2012		FY 2013		FY 2014		FY 2015	
	%	Amount	%	Amount	%	Amount	%	Amount	%	Amount	%	Amount
Mānoa's Overhead Generated		<u>37,146,710</u>		<u>37,679,669</u>		<u>42,233,298</u>		<u>42,185,211</u>		<u>40,756,731</u>		<u>38,825,342</u>
System	25%	9,286,678	25%	9,419,917	29%	12,142,073	24% [■]	10,254,848	25%	10,189,183	25%	9,706,336
Mānoa	75%	27,860,032	75%	28,259,752	71%	30,091,225	76%	31,930,363	75%	30,567,548	75%	29,119,006
TOTAL	100%	<u>37,146,710</u>	100%	<u>37,679,669</u>	100%	<u>42,233,298</u>	100%	<u>42,185,211</u>	100%	<u>40,756,731</u>	100%	<u>38,825,342</u>
Manoa's Allocation		27,860,032		28,259,752		30,091,225		31,930,363		30,567,548		29,119,006
Directly Returned to Units	67%	18,573,355	67%	18,839,833	70%	21,116,650	66%	21,092,606	67%	20,378,367	67%	19,412,670
Retained for Distribution by the Mānoa Chancellor's Office		<u>9,286,677</u>		<u>9,419,919</u>		<u>8,974,575</u>		<u>10,837,757</u>		<u>10,189,181</u>		<u>9,706,336</u>

RTRF Revenue and Allocation (i.e. the “50% to the units”)



RTRF Revenue/Allocation

School Code	UNIT	RTRF Revenue by Unit FY14	FY 15 UNIT ALLOC	Less: Adjustment for Accts Receivables	Less: Manoa Utilities Contribution	Supplemental RTRF Funding	Final FY15 UNIT ALLOCATION
07	School of Architecture	9,774.53	4,887		244	378	5,021
08	College of Arts & Humanities	13,866.42	6,933		347	536	7,122
96	College of Arts & Sciences/Undergrad Ed	36,439.24	18,220		911	1,408	18,717
13	Shidler College of Business	44,776.08	22,388		1,119	1,730	22,999
15	Cancer Research Center	3,908,222.26	1,954,111	5,734	-	150,992	2,099,369
18 / 76	Outreach College				-		-
20, 21	College of Education, CRDG	604,321.77	302,161	46,902	15,108	23,348	263,499
26	College of Engineering	1,274,846.88	637,423	1,826	31,871	49,253	652,979
38	Graduate Division	1,687.81	844		42	65	867
39	School of Pacific Asian Studies	65,467.74	32,734		1,637	2,529	33,626
44	Institute for Astronomy	3,556,300.65	1,778,150	25,459	71,126	137,396	1,818,961
48	Laboratory Animal Service		-		-		-
49	Languages, Ling. & Literature	149,086.86	74,543		3,727	5,760	76,576
50	School of Law	118,608.95	59,304		2,965	4,582	60,921
52	Library Services	27,133.74	13,567		678	1,048	13,937
54	Lyon Arboretum	28,036.55	14,018		-	1,083	15,101
55	School of Medicine	7,888,717.97	3,944,359	22,958	39,444	304,777	4,186,734
57	College of Natural Sciences	2,490,583.08	1,245,292	731	62,265	96,223	1,278,519
58	School of Nursing	170,095.31	85,048	719	4,252	6,572	86,649
59	SOEST	12,126,073.21	6,063,037	3,300	242,521	468,486	6,285,702
60	PBRC	497,572.70	248,786		9,951	19,224	258,059
62	Department of Public Health Sciences	432,576.25	216,288	12,300	10,814	16,712	209,886
66, 67	SSRI, College of Social Sciences	1,231,860.45	615,930	195	30,797	47,592	632,530

VCR-RTRF Commitments at Mānoa in FY-15

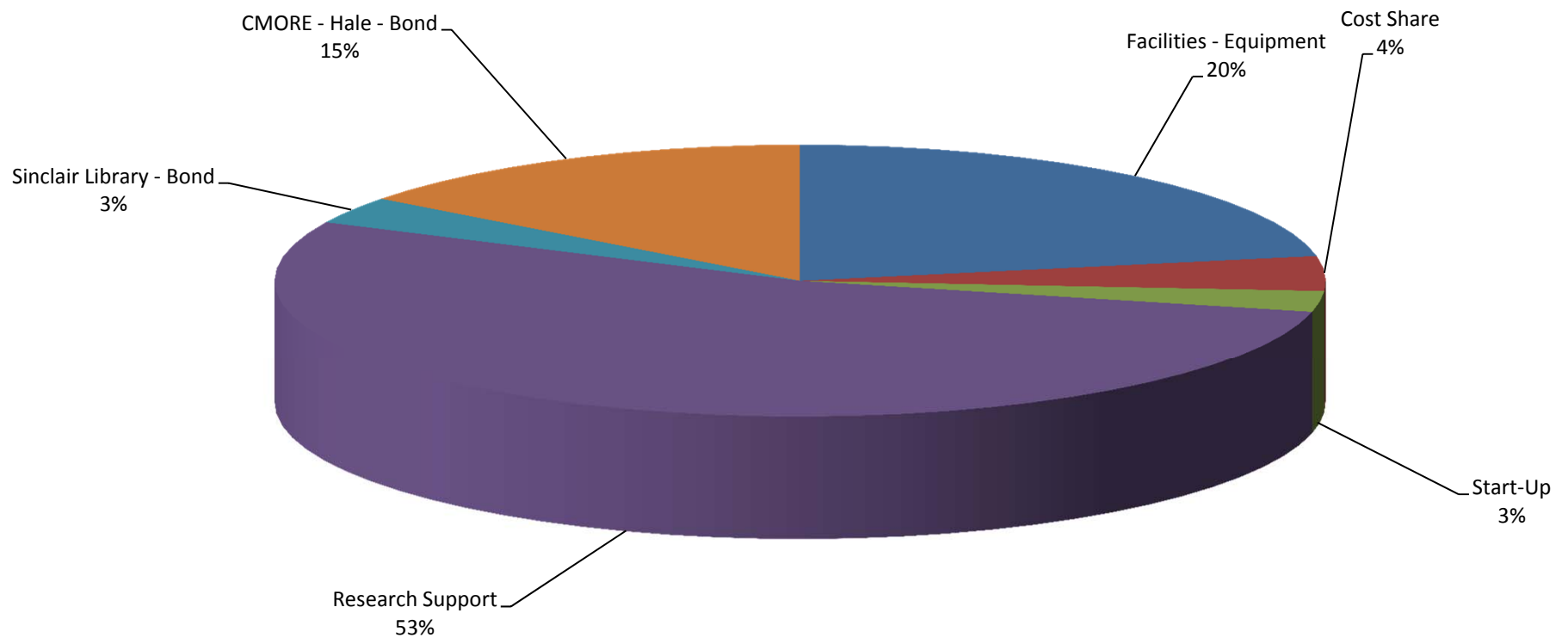
RTRF Commitments For Mānoa

As of June 30, 2015

By Category

Purpose	Total
Facilities - Equipment	2,318,000
Cost Share	431,808
Start-Up	258,000
Research Support	5,607,277
Sinclair Library - Bond	338,690
CMORE - Hale - Bond	1,543,714
Grand Total	10,497,489

How were the VCR-RTRF funds committed in FY 2015?

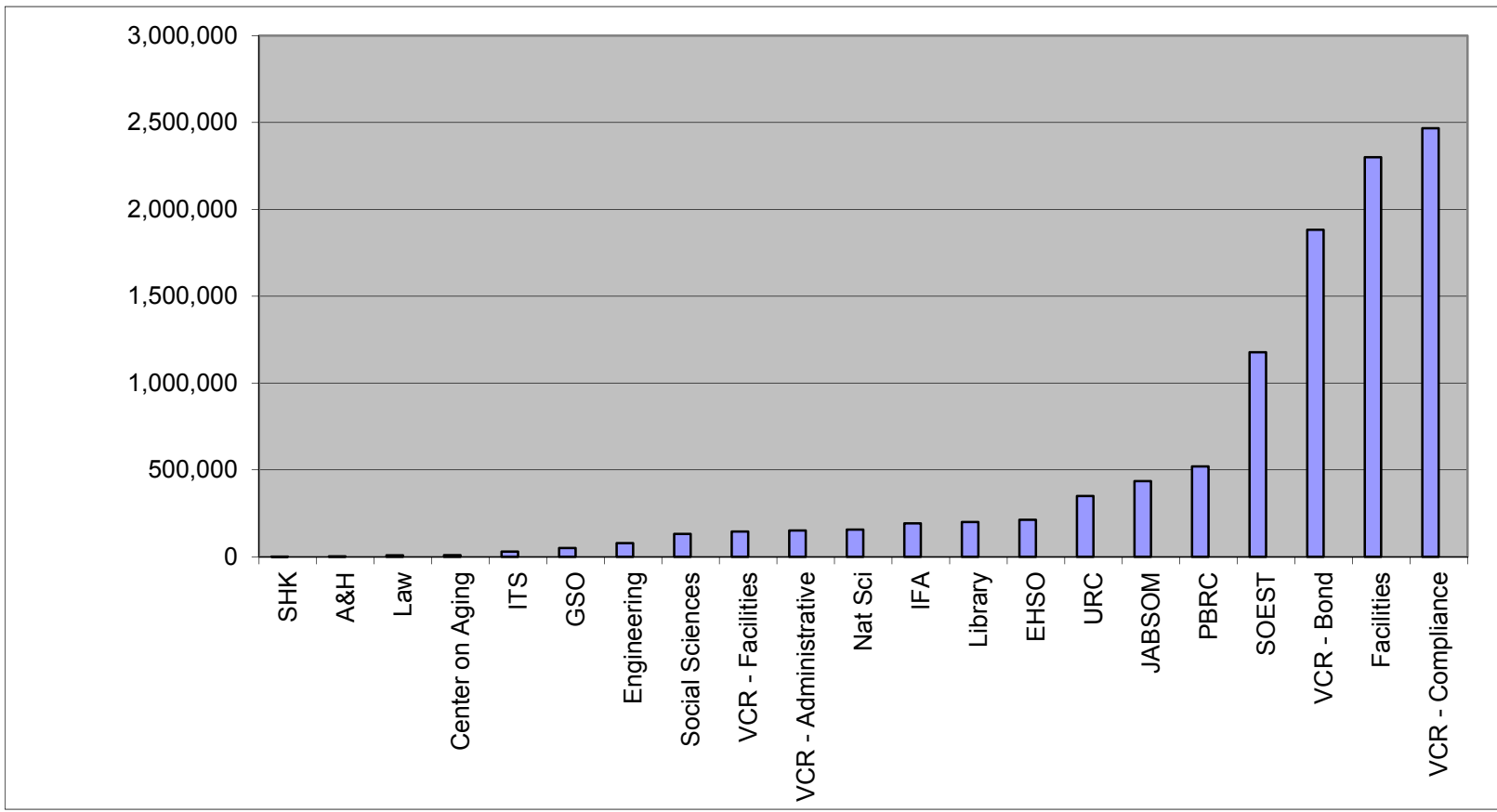


Summary of VCR – RTRF Commitments to the Units

Department	Amount
SHK	500
A&H	2,216
Law	8,000
Center on Aging	9,000
ITS	30,000
GSO	50,000
Engineering	78,000
Social Sciences	131,415
VCR - Facilities	145,000
VCR - Administrative	151,470
Nat Sci	155,921
IFA	192,000
Library	200,000
EHSO	212,808
URC	350,000
JABSOM	435,000
PBRC	520,000
SOEST	1,177,009
VCR - Bond	1,882,404
Facilities	2,300,000
VCR - Compliance	2,466,747
GRAND TOTAL	10,497,489

- VCR – Bond - CMORE
\$1,543,714 is the repayment of revenue bond interest for CMORE-Hale (this is year 6 of a 30 year commitment).
- VCR Bond - Sinclair \$338,690 is the repayment –of revenue bond interest for Sinclair Library (this is year 5 of a 30 year commitment).
- VCR – Facilities
\$2,300,000 is the amount for renovations, repairs and maintenance etc. for various research buildings.

Summary of VCR – RTRF Commitments to the Units



VCR-RTRF Commitments

5 Largest Programs

	Facilities - Equipment	Research Support	Cost Share	Start-Up	Grand Total
PBRC				520,000	520,000
SOEST		771,616	405,393		1,177,009
VCR - Bond	1,882,404.0				1,882,404
Facilities	2,300,000.0				2,300,000
VCR - Compliance		2,466,747			2,466,747
	4,182,404.0	3,238,363	405,393	520,000	8,346,160

[How were these commitments
utilized?]

- Utilization is detailed in the next few slides.

RTRF Commitments (As of June 30, 2015)

Unit	Discipline	Purpose	Account Title	P.I.	Commitment
A&H	Humanities, Social Sciences & Arts	Research Support	Oxford Summer Research Institute	Brislin, Thomas	2,216.00
COA	Humanities, Social Sciences and Arts	Research Support	Research Support	Nishita, Christy	9,000.00
EHSO	Infrastructure	Research Support	EHSO Operating	Takekawa, Roy	212,808.00
Engineering	Infrastructure	Facilities	POST Clean Room Cleaning	Crouch, Peter	18,000.00
Engineering	Science & Engineering	Research Support	ENGR Match Francis Oceana (VC)	Francis, Oceana	50,000.00
Engineering	Science & Engineering	Research Support	Zac Trimble IPS Project	Trimble, Zac	10,000.00
Facilities	Infrastructure	Facilities/Equipment	Utilities	Yamada, Gale	1,000,000.00
Facilities	Infrastructure	Facilities/Equipment	Utilities	Yamada, Gale	1,300,000.00
GSO	Humanities, Social Sciences & Arts	Research Support	GSO Support	Ideta, Lori	50,000.00
IBR	Science & Engineering	Research Support	Moiysadi Bridging Support	Moiysadi, Stefan	30,000.00
IFA	Science & Engineering	Research Support	Pan-STARRS	Hasinger, Guenther	117,000.00
IFA	Science & Engineering	Research Support	DKIST	Hasinger, Guenther	75,000.00
ITS	Infrastructure	Research Support	ITS Pooihe	Yoshimi, Garret	30,000.00
JABSOM	Science & Engineering	Research Support	Confocal repair	Gerschenson, M	5,000.00

RTRF Commitments (cont.)

Unit	Discipline	Purpose	Account Title	P.I.	Commitment
JABSOM	Science & Engineering	Research Support	MRI Research	Hedges, Jerris	400,000.00
Law	Humanities, Social Sciences & Arts	Start-Up	Dean	Soifer	8,000.00
Library	Acad Supp, Libraries	Research Support	Inouye Project Library	Herold, Irene	200,000.00
Nat Sci	Science & Engineering	Research Support	SUPER-M	Chyba, Monique	20,921.44
Nat Sci	Science & Engineering	Research Support	Chaotic Stars Meeting	Learned, John	5,000.00
Nat Sci	Science & Engineering	Start Up	Koki Morizono Start Up	Morizono, Koki	130,000.00
ORC	Infrastructure	Research Support	ORC Budget	Galland, John	2,188,327.00
PBRC	Science & Engineering	Research Support	Ngai and Ruby Start Up	Ngai and Ruby	400,000.00
PBRC	Science & Engineering	Start Up	Yew Start Up	Yew, Joanne	120,000.00
SHK	Humanities, Social Sciences and Arts	Research Support	NH Professional Development	Benham, Maenette	500.00
Soc Sci	Infrastructure	Cost Share	GAANN Proposal	Sutherland, Ross	26,415.00
Soc Sci	Science & Engineering	Research Support	Michael Roberts Retention	Roberts, Michael	105,000.00

RTRF Commitments (cont.)

Unit	Discipline	Purpose	Account Title	P.I.	Commitment
SOEST	Science & Engineering	Research Support	Hope Ishii Start-Up VCR	Ishii, Hope	185,000.00
SOEST	Science & Engineering	Research Support	VCR Supplements and support	Jahren, A	159,132.00
SOEST	Science & Engineering	Research Support	Jahren Research Support (OVCERGE)	Jahren, A	63,945.00
SOEST	Science & Engineering	Research Support	Yale Subaward	Johnson, Kevin	11,112.50
SOEST	Science and Engineering	Cost Match	CMORE	Karl, David	337,248.00
SOEST	Science & Engineering	Cost Share	Sustainability Support	Mouginis-Mark, Peter	68,145.00
SOEST	Science & Engineering	Research Support	Steven Stanley Support	Stanley, Steven	95,000.00
SOEST	Science & Engineering	Research Support	Biological Stabilization Indirect Costs	Taylor, Brian	7,426.00
SOEST	Science & Engineering	Research Support	ROV Development	Taylor, Brian	250,000.00
URC	Infrastructure	Research Support	URC Travel for FY 2015	Kameoka, Velma	350,000.00
VCR - Administrative	Infrastructure	Research Support	Research Infrastructure Support	Taylor, Brian	151,470.00

[RTRF Commitments (cont.)]

Unit	Discipline	Purpose	Account Title	P.I.	Commitment
VCR - Bond			CMORE Revenue Bond Payment		1,543,713.58
VCR - Bond			Sinclair Revenue Bond Payment		338,690.07
VCR - Compliance	Infrastructure	Research Support	Accounts Receivables - Field	Ostrander, Gary	188,155.00
VCR - Compliance	Infrastructure	Research Support	Accounts Receivables		90,264.54
VCR - Facilities	Infrastructure	Research Support	Makai Pier	Taylor, Brian	100,000.00
VCR - Facilities	Infrastructure	Research Support	Makai Pier	Taylor, Brian	25,000.00
VCR - Facilities	Infrastructure	Research Support	Makai Pier	Taylor, Brian	20,000.00
					10,497,489.13

What policies are currently in place for how the funds are spent within the University of Hawai'i System, the UH Mānoa Campus, and the Offices of our Deans and Units?

- Any extension to the award period must be approved by the VCR.
- Any deviation in expenditure must be approved by the VCR.

How are the funds used to support and build the research infrastructure that brought the funds into the University System?

- The VCR is directed to spend RTRF to support the research infrastructure of Manoa.
- A primary focus of the VCR is on those units that generated the funds.
- Expenditures are made in consultation with the relevant units, Deans, Directors and Faculty.

[What funds are projected for this year?]

- In FY 2015, Mānoa generated \$37,170,193 to be distributed in FY 2016. The return to Mānoa in FY 2016 will be \$28,012,708, 5% having been withheld by the VPRI for Astronomy Program environmental assessments and legal fees.

How will these funds be distributed and utilized this year?

- For FY 2016, the same formula will be used.
- 2/3 of the Mānoa allocation will be distributed to the units generating the overhead revenue.
- 1/3 will be kept at Mānoa for research support (e.g. start-up, infrastructure, cost sharing, etc.)