

A decorative graphic on the left side of the slide. It features a teal circle. A dark brown bracket is positioned to the left of the circle, and a teal bracket is positioned to the right of the circle. A horizontal bar with a teal-to-white gradient is placed across the middle of the circle, containing the title text.

# **RTRF Report FY 2014**

**Brian Taylor**  
**Interim Vice Chancellor for Research**

# Preamble


During FY-13 our faculty generated \$40,756,731 in indirect costs, which was largely expended this past fiscal year ending June 30, 2014. 25% of this total was kept at the level of the UH System (\$10,189,183) and 75% returned to Mānoa (\$30,567,548). Of the amount returned to Mānoa, 2/3 was directly returned to the units generating the funds. The remainder was distributed by the Office of the Vice Chancellor for Research for research/scholarship support (e.g. start-up, infrastructure, cost sharing, etc.).

The University of Hawai'i at Mānoa continues to maintain vibrant and active research programs with over \$300 million in new extramural funds in FY14. The focus of the Office of the Vice Chancellor for Research will be to continue to use Research and Training Revolving Fund (RTRF) toward increasing the quality and quantity of the research/scholarship across the institution.

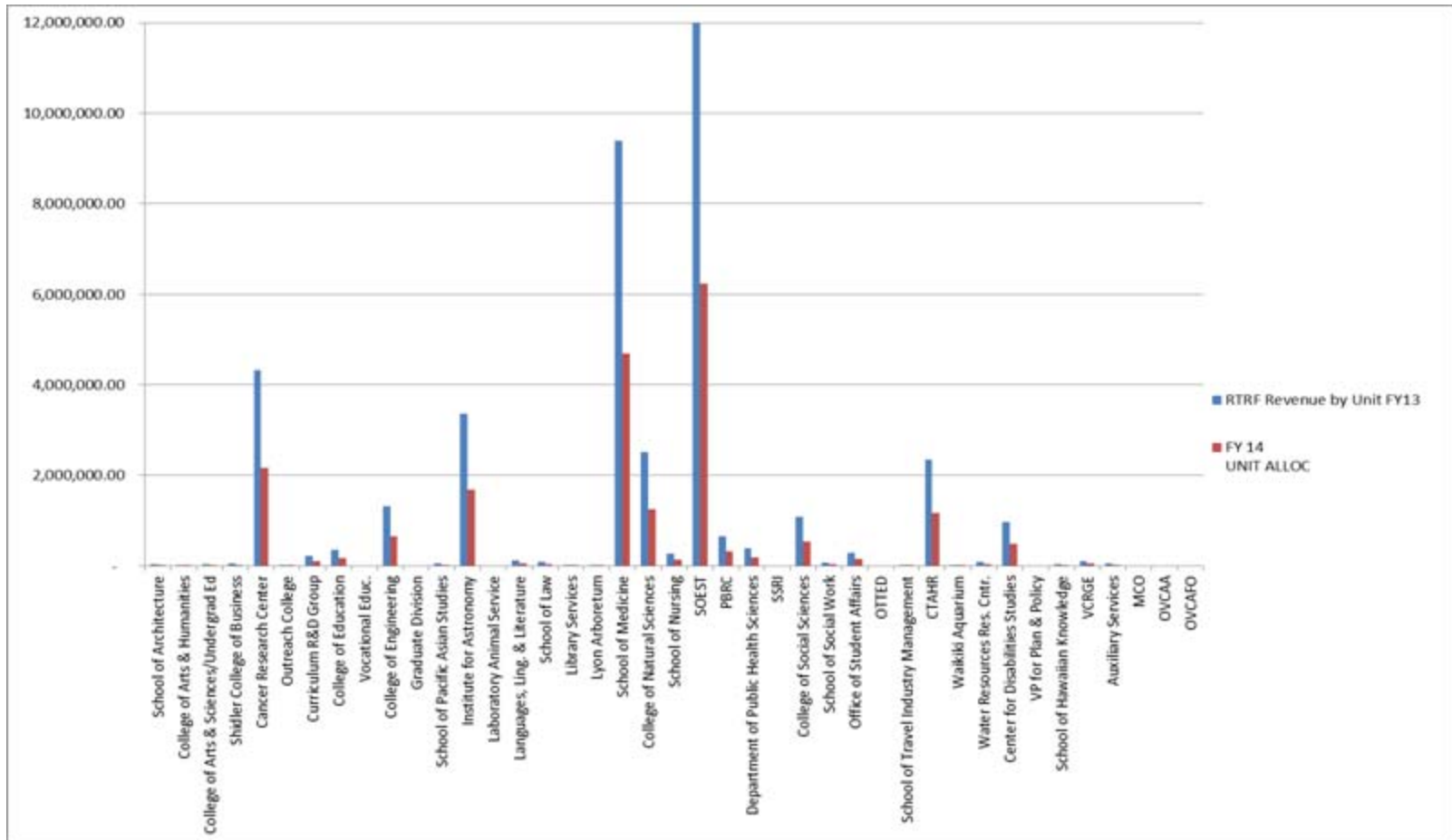
Detailed on the following pages is a summary report for RTRF expenditures for FY-14. The format for this report is as requested by the Senate Executive Committee.

Brian Taylor  
Interim Vice Chancellor for Research

# How much RTRF is returned to Mānoa each year?

	FY 2010		FY 2011		FY 2012		FY 2013		FY 2014	
	%	Amount	%	Amount	%	Amount	%	Amount	%	Amount
Mānoa's Overhead Generated		<u>37,146,710</u>		<u>37,679,669</u>		<u>42,233,298</u>		<u>42,185,211</u>		<u>40,756,731</u>
System	25%	9,286,678	25%	9,419,917	28.75%	12,142,073	24.31% 	10,254,848	25%	10,189,183
Mānoa	75%	27,860,032	75%	28,259,752	71.25%	30,091,225	75.69%	31,930,363	75%	30,567,548
TOTAL	100%	<u>37,146,710</u>	100%	<u>37,679,669</u>	100.00%	<u>42,233,298</u>	100.00%	<u>42,185,211</u>	100%	<u>40,756,731</u>
Manoa's Allocation		27,860,032		28,259,752		30,091,225		31,930,363		30,567,548
Directly Returned to Units	67%	18,573,355	67%	18,839,833	70%	21,116,650	66%	21,092,606	67%	20,378,367
Retained for Distribution by the Mānoa Chancellor's Office		<u>9,286,677</u>		<u>9,419,919</u>		<u>8,974,575</u>		<u>10,837,757</u>		<u>10,189,181</u>

# RTRF Revenue and Allocation (i.e. the “50% to the units”)



# RTRF Revenue/Allocation

UNIT	RTRF Revenue by Unit FY13	FY 14 UNIT ALLOC	Less: Adjustment for Accts Receivables	Less: 2.5% of Carry Forward	Final FY14 UNIT ALLOCATION
School of Architecture	37,528.57	18,764		543	18,221
College of Arts & Humanities	26,128.68	13,064		1,297	11,767
College of Arts & Sciences/Undergrad E	36,698.74	18,349		-	18,349
Shidler College of Business	53,824.01	26,912		2,160	24,752
Cancer Research Center	4,327,832.68	2,163,916	5,734	59,014	2,099,168
Outreach College	4,107.37	2,054		38	2,016
Curriculum R&D Group	225,703.07	112,852	1,274	-	111,578
College of Education	349,701.79	174,851	45,628	17,702	111,521
Vocational Educ.		-		-	-
College of Engineering	1,317,844.03	658,922	1,826	33,342	623,754
Graduate Division		-		-	-
School of Pacific Asian Studies	46,669.19	23,335		2,097	21,238
Institute for Astronomy	3,353,537.80	1,676,769	25,459	26,948	1,624,362
Laboratory Animal Service		-		8,111	(8,111)
Languages, Ling. & Literature	122,679.79	61,340		6,642	54,698
School of Law	88,012.27	44,006		180	43,826
Library Services	20,851.17	10,426		3,065	7,361
Lyon Arboretum	24,457.27	12,229		6,483	5,746
School of Medicine	9,385,203.15	4,692,602	22,958	118,437	4,551,207
College of Natural Sciences	2,507,414.10	1,253,707	731	72,642	1,180,334
School of Nursing	276,444.59	138,222	719	3,722	133,781
SOEST	12,466,083.22	6,233,042	3,300	50,965	6,178,777
PBRC	645,305.77	322,653		23,407	299,246
Department of Public Health Sciences	389,571.80	194,786	12,300	6,287	176,199
SSRI		-		-	-
College of Social Sciences	1,089,927.04	544,964	195	18,713	526,056

# RTRF Revenue/Allocation (cont.)

UNIT	RTRF Revenue by Unit FY13	FY 14 UNIT ALLOC	Less: Adjustment for Accts Receivables	Less: 2.5% of Carry Forward	Final FY14 UNIT ALLOCATION
School of Social Work	65,524.09	32,762	3,525	5,147	24,090
Office of Student Affairs	294,052.71	147,026	4,427	12,265	130,334
OTTED		-		-	-
School of Travel Industry Management	2,637.96	1,319	1,239	80	-
CTAHR	2,348,590.63	1,174,295		62,251	1,112,044
Waikiki Aquarium	1,914.58	957		209	748
Water Resources Res. Cntr.	86,674.20	43,337	9,899	-	33,438
Center for Disabilities Studies	964,718.42	482,359	50,180	-	432,179
VP for Plan & Policy		-		-	-
School of Hawaiian Knowledge	44,247.02	22,124		1,870	20,254
VCRGE	101,583.38	50,792		55,571	(4,779)
Auxiliary Services	51,261.58	25,631		-	25,631
MCO				25	(25)
OVCAA				357	(357)
OVCAFO				7,527	(7,527)
<b>TOTAL Mānoa</b>	<b>40,756,730.67</b>	<b>20,378,367.00</b>	<b>189,394.97</b>	<b>607,097.00</b>	<b>19,581,875.03</b>

# VCR-RTRF Commitments at Mānoa for FY-14

## RTRF Commitments For Mānoa

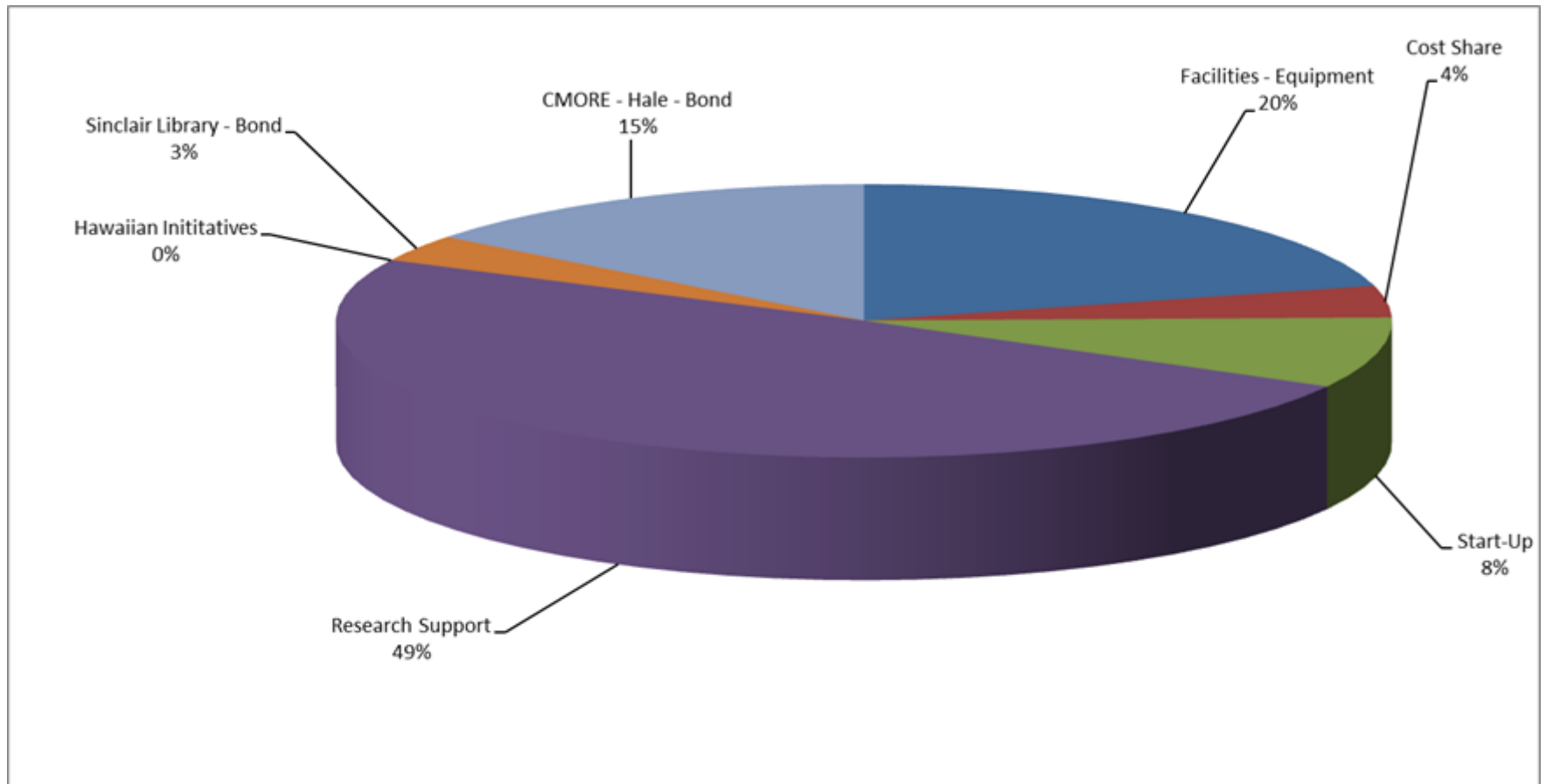
As of June 30, 2014

### By Category

Purpose	Total
Facilities - Equipment	2,220,549
Cost Share	400,211
Start-Up	888,141
Research Support	5,241,530
Hawaiian Initiatives	-
Sinclair Library - Bond	338,757
CMORE - Hale - Bond	1,541,924
Grand Total	10,631,112



# [ How were the VCR-RTRF funds committed in FY 2014?



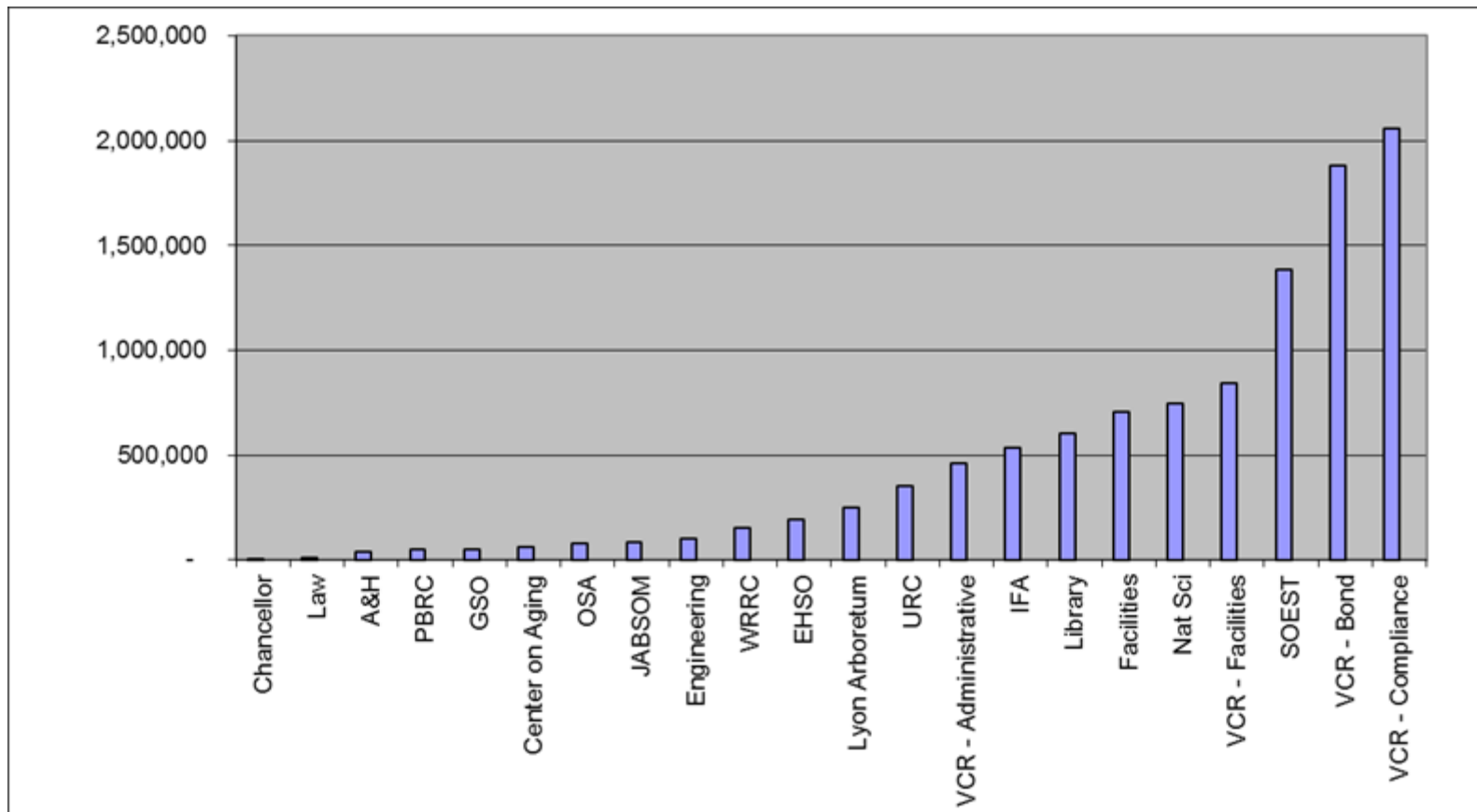


# Summary of VCR – RTRF Commitments to the Units

Department	Amount
Chancellor	25
Law	8,000
A&H	40,000
PBRC	48,000
GSO	50,000
Center on Aging	59,539
OSA	80,000
JABSOM	85,800
Engineering	102,500
WRRRC	150,000
EHSO	190,000
Lyon Arboretum	250,000
URC	350,000
VCR - Administrative	459,851
IFA	535,000
Library	600,650
Facilities	706,000
Nat Sci	747,641
VCR - Facilities	844,549
SOEST	1,386,199
VCR - Bond	1,880,681
VCR - Compliance	2,056,677
GRAND TOTAL	10,631,112

- VCR – Bond - CMORE  
\$1,541,924 is the repayment of revenue bond interest for CMORE-Hale (this is year 5 of a 30 year commitment).
- VCR Bond - Sinclair \$338,757 is the repayment –of revenue bond interest for Sinclair Library (this is year 4 of a 30 year commitment).
- VCR – Facilities  
\$844,549 is the amount for renovations, repairs and maintenance etc. for various research buildings.

# Summary of VCR – RTRF Commitments to the Units



# VCR-RTRF Commitments

## 5 Largest Programs

	<b>Facilities - Equipment</b>	<b>Research Support</b>	<b>Cost Share</b>	<b>Start-Up</b>	<b>Grand Total</b>
Natural Sciences	125,000	2,500	120,000	500,141	747,641
VCR - Facilities	844,549				844,549
SOEST		1,215,988	140,211	30,000	1,386,199
VCR - Bond	1,880,681				1,880,681
VCR - Compliance		2,056,677			2,056,677
	2,850,230	3,275,165	260,211	530,141	6,915,747



# [ How were these commitments utilized?

---

- Utilization is detailed in the next few slides.

# RTRF Commitments (As of June 30, 2014)

Unit	Discipline	Purpose	Account Title	P.I.	Commitment
A&H	Humanities, Social Sciences and Ar	Research Support	FY14 Jingju Residency, Research and Training and Chinese Theatre production	Amade, Peter	40,000.00
Chancellor	Infrastructure	Research Support	2.5% Restriction	Apple, Tom	25.00
COA	Infrastructure	Research Support	Research Support	Nishita, Christy	59,539.02
EHSO	Infrastructure	Research Support	RTRF - EHSO Operating	Takekawa, Roy	5,000.00
Engineering	Science and Engineering	Cost Share	UTC	Crouch, Peter	15,000.00
Engineering	Science and Engineering	Cost Share	Oceana Francis	Crouch, Peter	50,000.00
Engineering	Science and Engineering	Research Support	DOE FOA Clean Energy Manufacturing	Nejhad, Mehrdad	37,500.00
ESHO	Infrastructure	Research Support	ESHO Operating	Takekawa, Roy	185,000.00
Facilities	Infrastructure	Facilities/Equipment	Utilities	Yamada, Gale	706,000.00
GSO	Humanities, Social Sciences & Arts	Research Support	GSO Support	Ideta, Lori	50,000.00
IFA	Science and Engineering	Start Up	Faculty Start-Up	Baranec, Christoph	150,000.00
IFA	Science and Engineering	Research Support	Jedicke - Cylon Proposal	Hasinger, Gunther	40,000.00
IFA	Science and Engineering	Facilities/Equipment	UH 88" telescope	Hasinger, Gunther	70,000.00
IFA	Science and Engineering	Facilities/Equipment	DKIST Cryo-NIRSP Project	Hasinger, Gunther	75,000.00

# RTRF Commitments (cont.)

Unit	Discipline	Purpose	Account Title	P.I.	Commitment
IFA	Science and Engineering	Start Up	Faculty Start-Up	Lu, Jessica	200,000.00
ITS	Science and Engineering	Facilities/Equipment	HPC RFP	Jacobs, Gwen	500,000.00
JABSOM	Science and Engineering	Research Support	LAS Support	Mercier, Frederic	10,800.00
JABSOM	Science and Engineering	Cost Share	NIH Early Director Independence Award	Owens, Jesse	75,000.00
Law	Humanities, Social Sciences & Arts	Start-Up	Dean	Soifer, Avi	8,000.00
Library	Humanities, Social Sciences & Arts	Research Support	Inouye Project Library	Herold, Irene	599,570.00
Library	Humanities, Social Sciences & Arts	Research Support	Faculty Lecture Series	Skillman, Terri	1,080.00
Lyon	Humanities, Social Sciences & Arts	Facilities/Equipment	Lyon Arboretum's Conservation Lab	Dunn, Christopher	250,000.00
Nat Sci	Science and Engineering	Start Up	Cain Start Up	Cain, Matthew	200,000.00
Nat Sci	Science and Engineering	Facilities/Equipment	NMR Facility	Ditto, William	125,000.00
Nat Sci	Science and Engineering	Research Support	2014 Conference Support: Island Biology	Drake, Donald	2,500.00
Nat Sci	Science and Engineering	Start Up	Faculty Start-Up	Leigh, Jason	100,000.00
Nat Sci	Science and Engineering	Cost Share	MRI Proposal	Leigh, Jason	120,000.00

# RTRF Commitments (cont.)

Unit	Discipline	Purpose	Account Title	P.I.	Commitment
Nat Sci	Science and Engineering	Start Up	Faculty Start-Up	Prisic, Sladjana	140,000.00
Nat Sci	Science and Engineering	Start Up	Amber Wright Salary	Wright, Amber	60,141.00
OSA	Science and Engineering	Research Support	Undergrad Research Opportunity Program	Gonzalez, Vernadette	80,000.00
PBRC	Science and Engineering	Research Support	FSF - BEMF	Dunlap, Marilyn	48,000.00
SOEST	Science and Engineering	Research Support	SPARK Launcher maintenance	Flynn, Luke	30,000.00
SOEST	Science and Engineering	Start Up	Salary Support for Kiana Frank	Frank, Kiana	30,000.00
SOEST	Science and Engineering	Research Support	H. Jahren Lab Support	Jahren, Hope	63,945.00
SOEST	Science and Engineering	Research Support	Research Support	Jahren, Hope	154,500.00
SOEST	Science and Engineering	Cost Share	CMORE	Karl, David	140,211.00
SOEST	Science and Engineering	Research Support	Sustainability Support	Mouginis-Mark, Peter	66,000.00
SOEST	Science and Engineering	Research Support	Steven Stanley Support	Stanley, Steven	95,000.00

# RTRF Commitments (cont.)

Unit	Discipline	Purpose	Account Title	P.I.	Commitment
SOEST	Infrastructure	Research Support	HIMB Coconut Island Rehab/Replacement	Taylor, Brian	472,719.00
SOEST	Science and Engineering	Research Support	KOK MOSA	Taylor, Brian	300,000.00
SOEST	Science and Engineering	Research Support	Makai Pier	Wiltshire, John	33,824.00
URC	Infrastructure	Research Support	URC Travel for FY 2014	Symos, Vassilis	350,000.00
VCR - Administrative	Infrastructure	Research Support	RTRF - VPRIVCR Search	Lassner, D	14,633.08
VCR - Administrative	Infrastructure	Research Support	Research Support	Taylor, Brian	141,413.00
VCR - Administrative	Science and Engineering	Research Support	Academic Analytics	Taylor, Brian	303,805.00
<b>VCR - Bond</b>			<b>CMORE Revenue Bond Payment</b>		<b>1,541,923.73</b>
<b>VCR - Bond</b>			<b>Sinclair Revenue Bond Payment</b>		<b>338,757.11</b>
VCR - Compliance	Infrastructure	Research Support	ORC Budget	Galland, John	1,767,777.63
VCR - Compliance	Infrastructure	Research Support	Accounts Receivables - Field	Ostrander, Gary	189,394.97
VCR - Compliance	Infrastructure	Research Support	Accounts Receivables		99,504.00
VCR - Facilities	Infrastructure	Facilities/Equipment	Coconut Island	Symos, Vassilis	278,185.11





# RTRF Commitments (cont.)

Unit	Discipline	Purpose	Account Title	P.I.	Commitment
VCR - Facilities	Infrastructure	Facilities/Equipment	Webster Hall Renovation	Taylor, Brian	35,364.00
VCR - Facilities	Infrastructure	Facilities/Equipment	Makai Pier Management & Maintenance	Taylor, Brian	31,000.00
WRRC	Science and Engineering	Facilities/Equipment	RTRF Support from VCRGE	El-Kadi, Aly	150,000.00
					10,631,111.65

What policies are currently in place for how the funds are spent within the University of Hawai'i System, the UH Mānoa Campus, and the Offices of our Deans and Units?

- Any extension to the award period must be approved by the VCR.
- Any deviation in expenditure must be approved by the VCR.

How are the funds used to support and build the research infrastructure that brought the funds into the University System?

- The VCR is directed to spend RTRF to support the research infrastructure of Manoa.
- A primary focus of the VCR is on those units that generated the funds.
- Expenditures are made in consultation with the relevant units, Deans, Directors and Faculty.

[ What funds are projected for this year? ]

- In FY 2014, Mānoa generated \$38,825,342 to be distributed in FY 2015. The return to Mānoa in FY 2015 will be \$29,287,630.



# [ How will these funds be distributed and utilized this year?

- For FY 2015, the same formula will be used.
- 2/3 of the Mānoa allocation will be distributed to the units generating the overhead revenue.
- 1/3 will be kept at Mānoa for research support (e.g. start-up, infrastructure, cost sharing, etc.)