



# **RTRF Report FY 2012**

**Gary K. Ostrander  
Vice Chancellor for Research  
& Graduate Education**

# Preamble

The return of indirect costs to the University of Hawai'i at Mānoa continues to grow. During FY-11 our faculty generated \$42,233,298 in indirect overhead, a 12% increase from FY-10, which was largely expended this past fiscal year (FY-12) ending June 30, 2012. The year, due to a Legislative sweep and after the deduction of some general expenses (e.g. RCUH) 28.75% of this total was kept at the level of the UH System (\$12,142,073) and 71.25% returned to Mānoa (\$30,091,225). Of the amount returned to Mānoa, 2/3 was directly returned to the units generating the funds. The remainder was distributed by the Office of the Vice Chancellor for Research and Graduate Education for research/scholarship support (e.g. start-up, infrastructure, cost sharing, etc.).

The University of Hawai'i at Mānoa continues to maintain vibrant and active research programs with approximately \$317,391,403 in extramural funds in FY-12. The focus of the Office of the Vice Chancellor for Research and Graduate Education will be to continue to use Research and Training Revolving Fund (RTRF) toward increasing the quality and quantity of the research/scholarship across the institution.

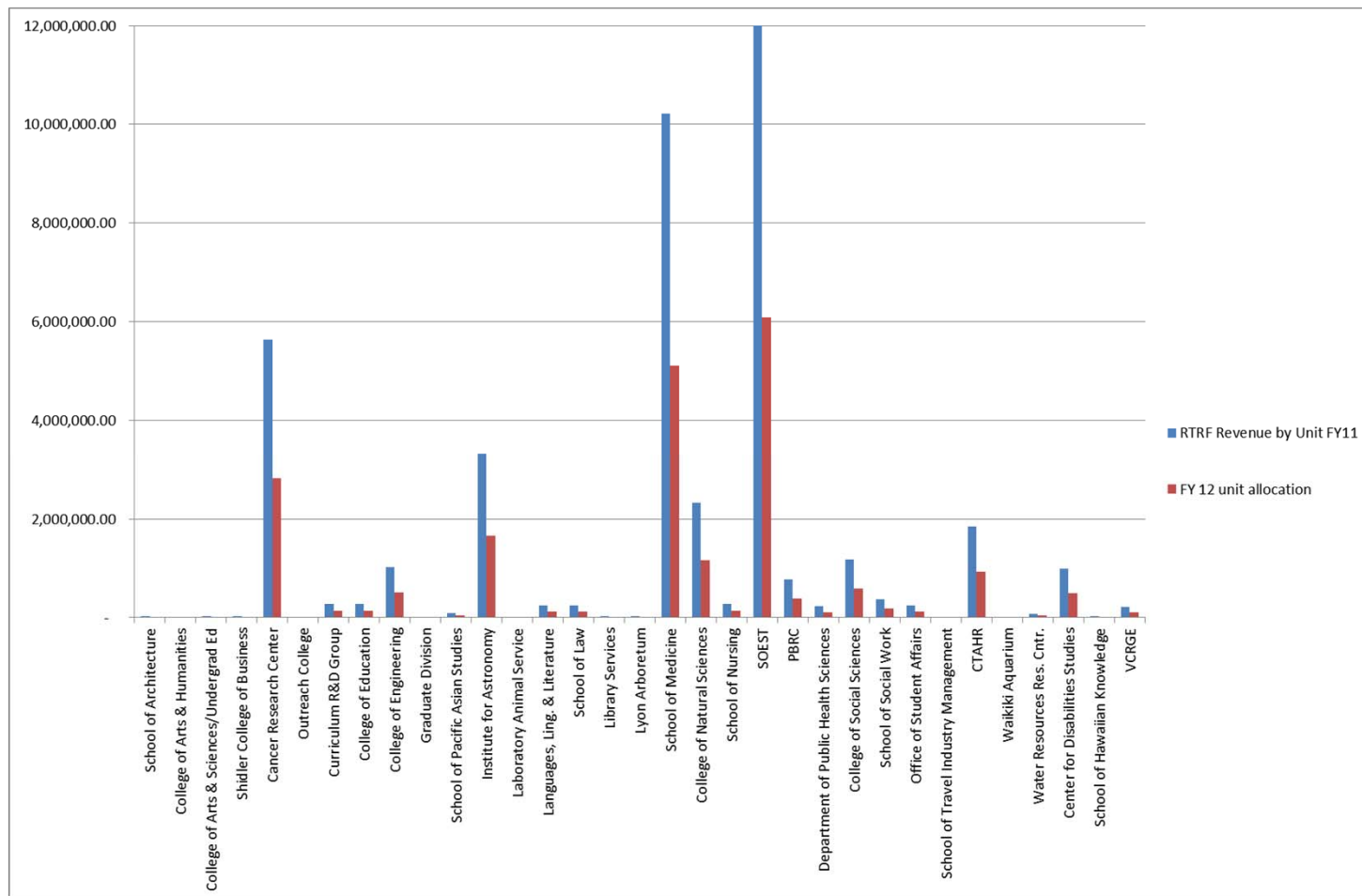
Detailed on the following pages is a summary report for RTRF expenditures for FY-12. The format for this report is as requested by the Senate Executive Committee.

Gary K. Ostrander  
Vice Chancellor for Research & Graduate Education

# How much RTRF is returned to Mānoa each year?

	FY 2008		FY 2009		FY 2010		FY 2011		FY 2012	
	%	Amount	%	Amount	%	Amount	%	Amount	%	Amount
Mānoa's Overhead Generated		<u>32,263,743</u>		<u>34,279,595</u>		<u>37,146,710</u>		<u>37,679,669</u>		<u>42,233,298</u>
System	25%	7,999,124	25%	8,205,007	25%	9,286,678	25%	9,419,917	28.75%	12,142,073
Mānoa	75%	24,264,619	75%	26,074,588	75%	27,860,032	75%	28,259,752	71.25%	30,091,225
TOTAL	100%	<u>32,263,743</u>	100%	<u>34,279,595</u>	100%	<u>37,146,710</u>	100%	<u>37,679,669</u>	100.00%	<u>42,233,298</u>
Manoa's Allocation		<u>24,264,619</u>		<u>26,074,588</u>		<u>27,860,032</u>		<u>28,259,752</u>		<u>30,091,225</u>
TOTAL Mānoa Allocation from System		<u>24,264,619</u>		<u>26,074,588</u>		<u>27,860,032</u>		<u>28,259,752</u>		<u>30,091,225</u>
Directly Returned to Units	66%	16,131,871	66%	17,139,796	67%	18,573,355	67%	18,839,833	70%	21,116,650
Adjustments:										
Add: JABSOM 25% System share given back to Mānoa for JABSOM Distribution (FY 06 & FY 07)		<u>16,131,871</u>		<u>17,139,796</u>		<u>18,573,355</u>		<u>18,839,833</u>		<u>21,116,650</u>
Retained for Distribution by the Mānoa Chancellor's Office		<u>8,132,748</u>		<u>8,934,792</u>		<u>9,286,677</u>		<u>9,419,919</u>		<u>8,974,575</u>

# RTRF Revenue and Allocation (i.e. the “50% to the units”)



# RTRF Revenue/Allocation

UNIT	RTRF Revenue by Unit FY11	FY 12 UNIT ALLOC.	Less: Adjustment for Accts Receivables	Add: TA Support	Final FY12 UNIT ALLOCATION
School of Architecture	32,359.25	16,180			16,180
College of Arts & Humanities	1,423.78	712		56,696	57,408
College of Arts & Sciences/Undergrad Ed	32,881.57	16,441			16,441
Shidler College of Business	28,118.95	14,059		598	14,657
Cancer Research Center	5,642,789.35	2,821,395	-		2,821,395
Outreach College	1,349.42	675			675
Curriculum R&D Group	284,238.79	142,119	-		142,119
College of Education	271,455.43	135,728	10,216	14,303	139,815
College of Engineering	1,025,759.62	512,880	(9,018)	11,781	533,679
Graduate Division		-			-
School of Pacific Asian Studies	91,831.39	45,916		3,904	49,820
Institute for Astronomy	3,320,773.16	1,660,387	-		1,660,387
Laboratory Animal Service	-	-			-
Languages, Ling. & Literature	243,886.39	121,943	-	80,096	202,039
School of Law	250,776.50	125,388			125,388
Library Services	25,766.99	12,883			12,883
Lyon Arboretum	26,376.74	13,188			13,188
School of Medicine	10,215,166.34	5,107,583		1,094	5,108,677
College of Natural Sciences	2,328,436.45	1,164,218	(1,146)	78,199	1,243,563
School of Nursing	272,228.66	136,114	-	2,188	138,302
SOEST	12,168,387.14	6,084,194	17,253	3,218	6,070,159
PBRC	775,318.01	387,659	1,683		385,976
Department of Public Health Sciences	230,036.30	115,018	2,820		112,198
College of Social Sciences	1,179,091.07	589,546	15,348	46,865	621,063

# RTRF Revenue/Allocation (cont.)

UNIT	Less:				
	RTRF Revenue by Unit FY11	FY 12 UNIT ALLOC.	Adjustment for Accts Receivables	Add: TA Support	Final FY12 UNIT ALLOCATION
School of Social Work	371,791.37	185,896	3,526		182,370
Office of Student Affairs	243,671.98	121,836	4,427		117,409
School of Travel Industry Management	1,829.80	915	915		-
CTAHR	1,852,421.94	926,211	35,761	19,595	910,045
Waikiki Aquarium	3,608.03	1,804			1,804
Water Resources Res. Cntr.	78,012.89	39,006	4,853		34,153
Center for Disabilities Studies	988,249.66	494,125	10,431		483,694
School of Hawaiian Knowledge	24,166.11	12,083		7,415	19,498
VCRGE	221,095.15	110,548			110,548
<b>TOTAL Mānoa</b>	<b>42,233,298.23</b>	<b>21,116,650.00</b>	<b>97,069.00</b>	<b>325,952.00</b>	<b>21,345,533.00</b>

[ What was the amount of RTRF funds  
expended by the VCRGE for FY-12 (i.e. the 25%)? ]

- \$13,820,647

# VCRGE-RTRF Commitments at Manoa for FY-12

## RTRF Commitments For Mānoa

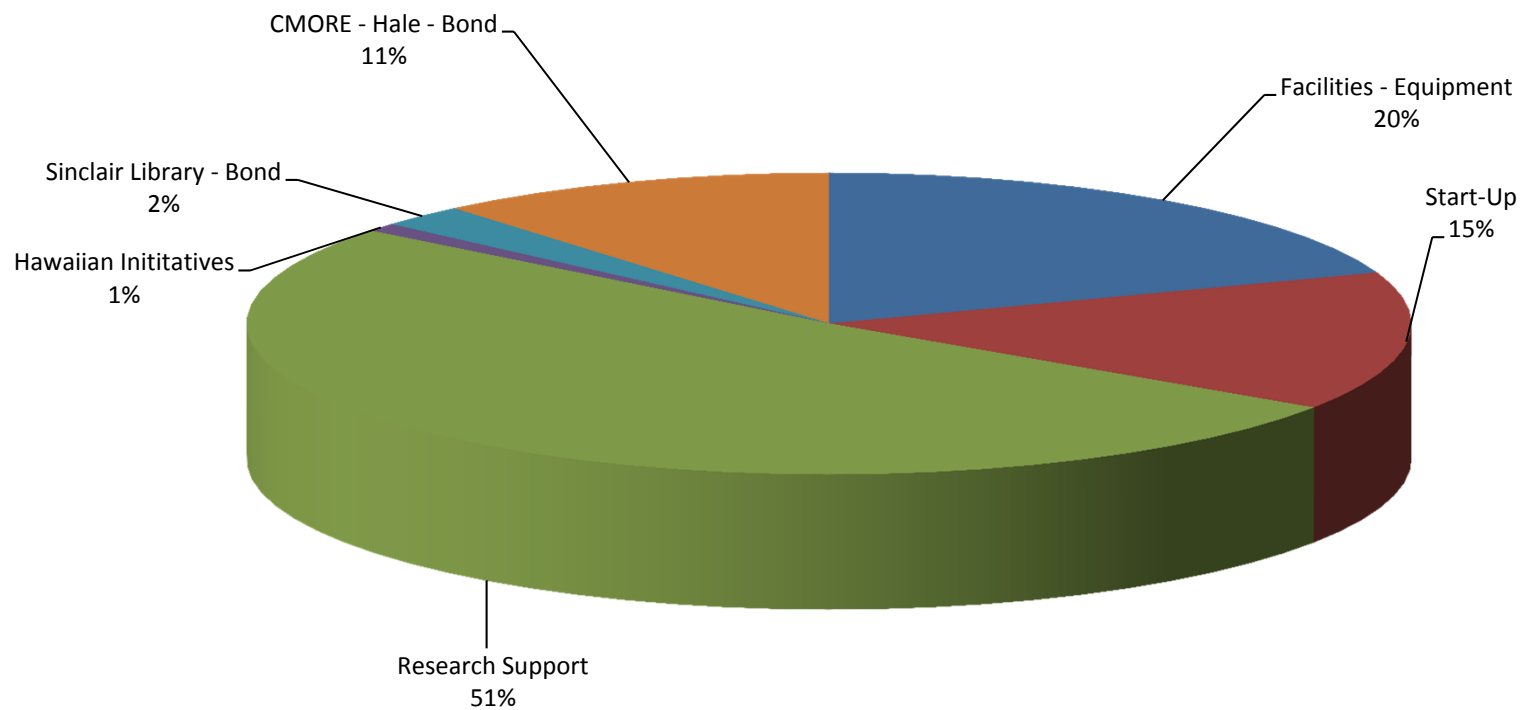
As of June 30, 2012

### By Category

Purpose	Total
Facilities - Equipment	2,696,972
Start-Up	2,055,867
Research Support	7,072,499
Hawaiian Initiatives	122,000
Sinclair Library - Bond	331,039
CMORE - Hale - Bond	1,542,270
Grand Total	13,820,647



# How were the VCRGE-RTRF funds committed in FY 2012?

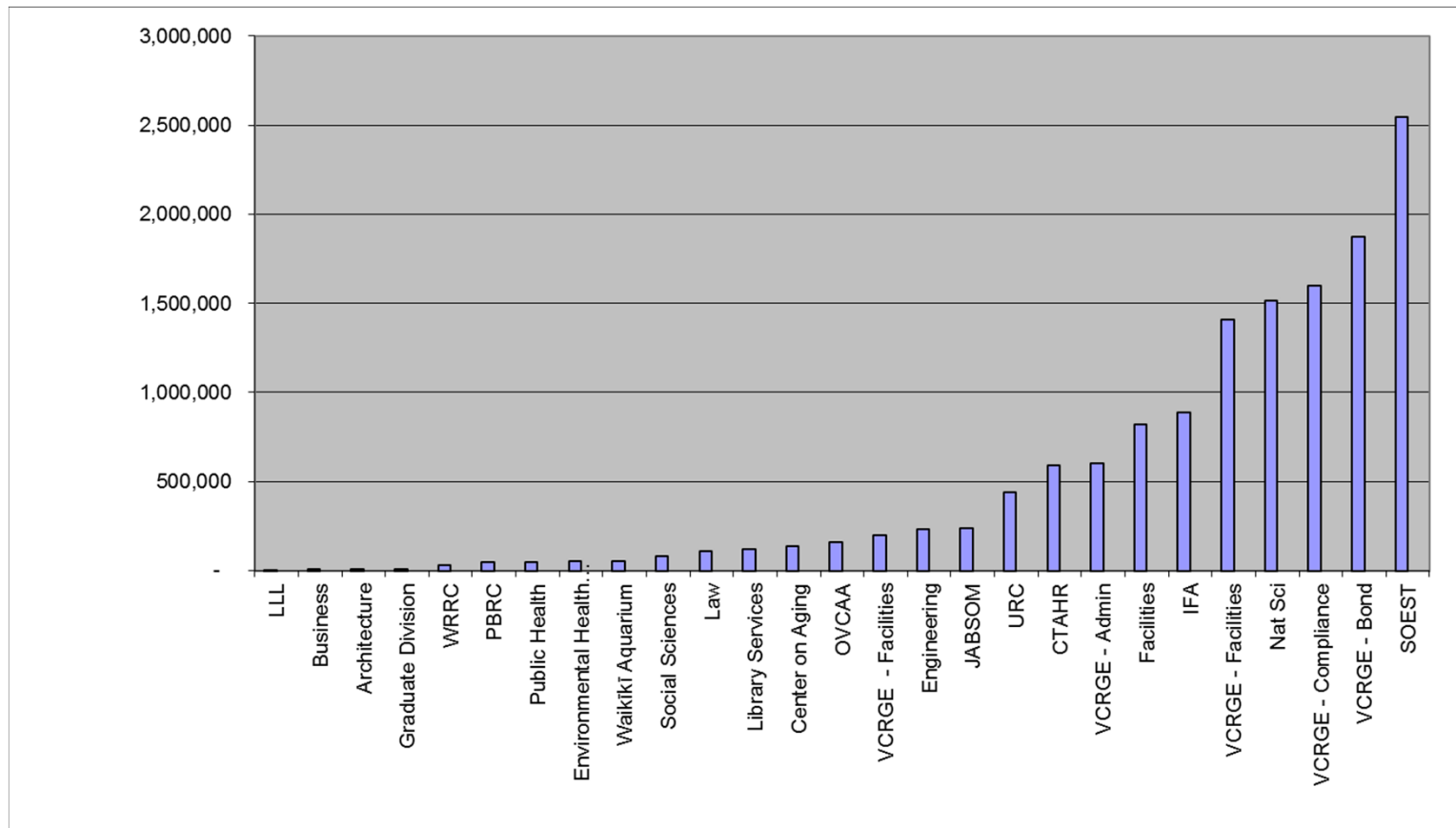


# Summary of VCRGE – RTRF Commitments to the Units

Department	Amount
LLL	4,000
Business	6,300
Architecture	10,000
Graduate Division	10,000
WRRC	29,000
PBRC	45,000
Public Health	45,416
Environmental Health and Safety	50,936
Waikīkī Aquarium	53,000
Social Sciences	83,384
Law	108,000
Library Services	122,000
Center on Aging	140,000
OVCAA	160,500
VCRGE - Facilities	200,000
Engineering	235,000
JABSOM	235,552
URC	438,350
CTAHR	590,867
VCRGE - Admin	600,000
Facilities	823,296
IFA	887,150
VCRGE - Facilities	1,410,676
Nat Sci	1,513,415
VCRGE - Compliance	1,597,100
VCRGE - Bond	1,873,309
SOEST	2,548,396
GRAND TOTAL	13,820,647

- VCRGE – Bond - CMORE  
\$1,542,270 is the repayment of revenue bond interest for CMORE-Hale (this is year 3 of a 30 year commitment).
- VCRGE – Bond - Sinclair  
\$331,039 is the repayment of revenue bond interest for Sinclair Library (this is year 2 of a 30 year commitment).
- VCRGE – Facilities  
\$1,410,676 is the amount for renovations, repairs and maintenance etc. for various research buildings.

# Summary of VCRGE – RTRF Commitments to the Units



# VCRGE-RTRF Commitments

## 5 Largest Programs

	<b>Facilities - Equipment</b>	<b>Research Support</b>	<b>Start-Up</b>	<b>Grand Total</b>
VCRGe - Facilities	1,410,676			1,410,676
Nat Sci		230,415	1,283,000	1,513,415
VCRGE - Compliance		1,597,100		1,597,100
VCRGE - Bond	1,873,309			1,873,309
SOEST	250,000	2,266,396	32,000	2,548,396
	3,533,985	4,093,911	1,315,000	8,942,896

[ How were these commitments  
utilized? ]

---

- Utilization is detailed in the next few slides.

# RTRF Commitments (As of June 30, 2012)

Unit	Discipline	Purpose	Account Title	P.I.	Commitment
Architecture	Humanities, Social Sciences & Arts	Research Support	Cluster Hire Support	Llewellyn, Clark	10,000
Business	Humanities, Social Sciences & Arts	Research Support	Conference Support	Chang, Rosita	6,300
Center on Aging	Humanities, Social Sciences & Arts	Research Support	Research Support	Browne, Colette	140,000
CTAHR	Humanities, Social Sciences & Arts	Research Support	Childhood Obesity Program	Grace	200,000
CTAHR	Humanities, Social Sciences & Arts	Research Support	Papaya Genome Web Portal	Paull, Robert	35,000
CTAHR	Humanities, Social Sciences & Arts	Start-Up	Faculty Start-Up	Presting, Gernot	150,000
CTAHR	Humanities, Social Sciences & Arts	Start-Up	Faculty Start-Up	Shimabuku	11,000
CTAHR	Humanities, Social Sciences & Arts	Start-Up	Faculty Start-Up	Stokes	63,668
CTAHR	Humanities, Social Sciences & Arts	Start-Up	Faculty Start-Up	Jun	57,000
CTAHR	Humanities, Social Sciences & Arts	Start-Up	Faculty Start-Up	Amore	74,199

# RTRF Commitments (cont.)

Unit	Discipline	Purpose	Account Title	P.I.	Commitment
Engineering	Science & Engineering	Research Support	Cluster Hire Support	Papacostas	10,000
Engineering	Science & Engineering	Start-Up	Faculty Start-Up	Shen	25,000
Engineering	Science & Engineering	Start-Up	Faculty Start-Up	Trimble	25,000
Engineering	Science & Engineering	Start-Up	Faculty Start-Up	Crouch, Peter	25,000
Engineering	Science & Engineering	Start-Up	Faculty Start-Up	Crouch, Peter	25,000
Engineering	Science & Engineering	Start-Up	Faculty Start-Up	Jingling	30,000
Engineering	Science & Engineering	Start-Up	Start- Up	Crouch, Peter	95,000
Environmental Health and Safety	Infrastructure	Research Support	EHSO Support	Takekawa, Roy	50,936
Facilities	Infrastructure	Facilities/Equipment	Utilities	Yamada, Gale	823,296
Graduate Division	Humanities, Social Sciences & Arts	Research Support	Research Support	Cooper, Patricia	10,000
IFA	Science & Engineering	Research Support	NSF - Major Research Instrument Progr	Tokunaga, A.	66,250
IFA	Science & Engineering	Research Support	Transitions Funds	Kudritzki, Rolf	100,000
IFA	Science & Engineering	Research Support	Pan -STARRS	Burgett, Will	467,000
IFA	Science & Engineering	Research Support	McLain Aquaculture Support	Paxton, Lawrence	3,900
IFA	Science & Engineering	Research Support	Howard Faculty Start-Up	Hasinger, Guenther	200,000
IFA	Science & Engineering	Research Support	Research Support	Kudritzki, Rolf	50,000

# [ RTRF Commitments (cont.) ]

Unit	Discipline	Purpose	Account Title	P.I.	Commitment
JABSOM	Science & Engineering	Research Support	Center for Native and Pacific Health Disp	Mau, Marjorie	80,000
JABSOM	Science & Engineering	Research Support	Bench Top Autoclave	Teshima, Dick	6,251
JABSOM	Science & Engineering	Research Support	David Easa Research Support	Hedges	4,300
JABSOM	Science & Engineering	Start-Up	Faculty Start-Up	Barbour	65,000
JABSOM	Science & Engineering	Start-Up	Faculty Start-Up	Ndhlova	30,000
JABSOM	Science & Engineering	Start-Up	Faculty Start-Up	Hinshaw	50,000
Law	Humanities, Social Sciences & Arts	Research Support	Research Support	Soifer	8,000
Law	Humanities, Social Sciences & Arts	Research Support	Faculty Start-Up	Cohen	100,000
Library Services	Infrastructure	Hawaiian Initiatives	Microfilms	Mochida, Paula	122,000
LLL	Humanities, Social Sciences & Arts	Research Support	Grad Student Recruitment	Omealy Joe	4,000



# RTRF Commitments (cont.)

Unit	Discipline	Purpose	Account Title	P.I.	Commitment
Nat Sci	Science & Engineering	Research Support	Teramura Transition Funds	Teramura, Alan	100,000
Nat Sci	Science & Engineering	Research Support	IACUC	Duffy, David	4,665
Nat Sci	Science & Engineering	Research Support	CHARM 2012	Harris, Fred	5,000
Nat Sci	Science & Engineering	Research Support	Maunakea	Duffy, David	80,500
Nat Sci	Science & Engineering	Research Support	PCSU - BIISC Project	Duffy, Dave	40,250
Nat Sci	Science & Engineering	Start-Up	Faculty Start-Up	Taalisman	175,000
Nat Sci	Science & Engineering	Start-Up	Faculty Start-Up	Ng	200,000
Nat Sci	Science & Engineering	Start-Up	Faculty Start-Up	Teramura, Alan	125,000
Nat Sci	Science & Engineering	Start-Up	Faculty Start-Up	Ditto, William	138,000
Nat Sci	Science & Engineering	Start-Up	Faculty Start-Up	Chain	100,000
Nat Sci	Science & Engineering	Start-Up	Faculty Start-Up	Ditto, William	400,000
Nat Sci	Science & Engineering	Start-Up	Faculty Start-Up	Ditto, William	20,000
Nat Sci	Science & Engineering	Start-Up	Faculty Start-Up	Ditto, William	20,000
Nat Sci	Science & Engineering	Start-Up	Faculty Start-Up	Ditto, William	105,000

# RTRF Commitments (cont.)

Unit	Discipline	Purpose	Account Title	P.I.	Commitment
OVCAA	Infrastructure	Research Support	Title IV Funding	Dasenbrock, Reed	160,500
PBRC	Science & Engineering	Research Support	BEMF Facility	Dunlap, Marilyn	45,000
Public Health	Science & Engineering	Research Support	Director of Planning	Maddock, J	30,416
Public Health	Science & Engineering	Start-Up	Start Up	Delormier, Treena	15,000
Social Sciences	Humanities, Social Sciences & Arts	Research Support	GA Support	Mora	16,824
Social Sciences	Humanities, Social Sciences & Arts	Research Support	Scoring Sessions	Kameoka, Velma	3,000
Social Sciences	Humanities, Social Sciences & Arts	Research Support	Stiglitz Visit	Konan, Denise	10,000
Social Sciences	Humanities, Social Sciences & Arts	Research Support	Cluster Hire Support	Konan, Denise	10,000
Social Sciences	Humanities, Social Sciences & Arts	Research Support	Cluster Hire Support	Konan, Denise	10,000
Social Sciences	Humanities, Social Sciences & Arts	Research Support	Rentention	Bonham	33,560

# RTRF Commitments (cont.)

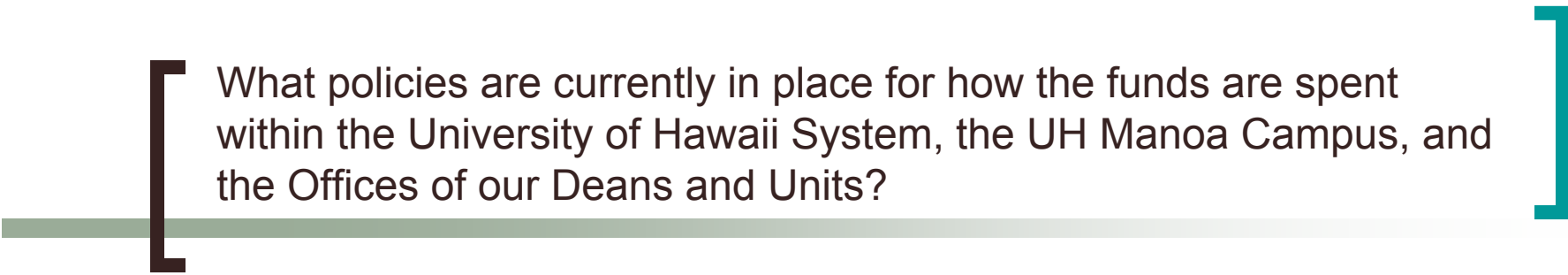
Unit	Discipline	Purpose	Account Title	P.I.	Commitment
SOEST	Science & Engineering	Facilities/Equipment	ROV	Taylor, Brian	250,000
SOEST	Science & Engineering	Research Support	Steven Stanley Support	Stanley, Steven	70,000
SOEST	Science & Engineering	Research Support	Research Support	Fletcher, Chip	25,000
SOEST	Science & Engineering	Research Support	Admin Support	Taylor, Brian	69,200
SOEST	Science & Engineering	Research Support	Lab Support	Jahren, Hope	161,800
SOEST	Science & Engineering	Research Support	Sustainability	Cooney, Deenik, Antal, Robinson, Ogoshi, Schoonmaker	1,000,000
SOEST	Science & Engineering	Research Support	Research Support	Jahren, Hope	150,000
SOEST	Science & Engineering	Research Support	CMORE	Taylor, Brian	264,000
SOEST	Science & Engineering	Research Support	Cluster Hire Support	Taylor, Brian	10,000
SOEST	Science & Engineering	Research Support	Post Doc	Oliver, Tom	28,000
SOEST	Science & Engineering	Research Support	IPRC Program Funding	Taylor, Brian	112,500
SOEST	Science & Engineering	Research Support	CMORE	Taylor, Brian	375,896
SOEST	Science & Engineering	Start-Up	Faculty Start-Up	Jahren, Hope	7,000
SOEST	Science & Engineering	Start-Up	Faculty Start-Up	Stanley, Steven	25,000

# RTRF Commitments (cont.)

Unit	Discipline	Purpose	Account Title	P.I.	Commitment
URC	Infrastructure	Research Support	Faculty Travel	Garrod, Peter	400,000
URC	Infrastructure	Research Support	Research Relations Operating	Garrod, Peter	38,350
VCRGE - Facilities	Infrastructure	Facilities/Equipment	Biomed Renovations	Syrmos, Vassilis	200,000
VCRGE - Admin	Infrastructure	Research Support	FY 2012 VCRGE Office Admin	Ostrander, Gary	600,000
VCRGE - Bond	Infrastructure	Facilities - CMORE	CMORE Bond Interest Payment	Ostrander, Gary	1,542,270
VCRGE - Bond	Infrastructure	Facilities - Sinclair	Sinclair Bond Interest Payment	Ostrander, Gary	331,039
VCRGE - Compliance	Infrastructure	Research Support	Compliance - Research Support	Hu, CY	1,597,100
VCRGE - Facilities	Infrastructure	Facilities/Equipment	HIG Renovations	Syrmos, Vassilis	47,000
VCRGE - Facilities	Infrastructure	Facilities/Equipment	Biomed Renovations	Syrmos, Vassilis	200,000
VCRGE - Facilities	Infrastructure	Facilities/Equipment	Sinclair Library Renovations	Syrmos, Vassilis	100,000
VCRGE - Facilities	Infrastructure	Facilities/Equipment	LAS Cagewash	Syrmos, Vassilis	713,676
VCRGE - Facilities	Infrastructure	Facilities/Equipment	Synder Hall Renovations	Syrmos, Vassilis	200,000
VCRGE - Facilities	Infrastructure	Facilities/Equipment	Gold Bond Building	Syrmos, Vassilis	150,000


# RTRF Commitments (cont.)

Unit	Discipline	Purpose	Account Title	P.I.	Commitment
Waikiki Aquarium	Science & Engineering	Research Support	Administrative Support	Rossiter, Andrew	53,000
WRRC	Science & Engineering	Facilities/Equipment	PCR Machine	Ray, Chittaranjan	13,000
WRRC	Science & Engineering	Research Support	Research Administrative Support	Ray, Chittaranjan	16,000
					13,820,647



What policies are currently in place for how the funds are spent within the University of Hawaii System, the UH Manoa Campus, and the Offices of our Deans and Units?

- Any extension to the award period must be approved by the VCRGE.
- Any deviation in expenditure must be approved by the VCRGE.



How are the funds used to support and build the research infrastructure that brought the funds into the University System?

- The VCRGE is directed to spend RTRF to support the research infrastructure of Manoa.
- A primary focus of the VCRGE is on those units that generated the funds.
- Expenditures are made in consultation with the relevant units, Deans, Directors and Faculty.

[ What funds are projected for this year? ]

- In FY 2012, Mānoa generated \$42,176,559.96 to be distributed in FY 2013. The return to Mānoa in FY 2012 will be \$31,923,875



## [ How will these funds be distributed and utilized this year? ]

---

- For FY 2013, the same formula will be used.
- 2/3 of the Mānoa allocation will be distributed to the units generating the overhead revenue.
- 1/3 will be kept at Mānoa for research support (e.g. start-up, infrastructure, cost sharing, etc.)