



Mānoa Institutional Research Office (MIRO)

- 2023 -

GRADUATION RATES ANALYSIS



2500 Campus Road, Hawai'i Hall
Honolulu, HI 9682

miro@hawaii.edu

<https://manoa.hawaii.edu/miro/>



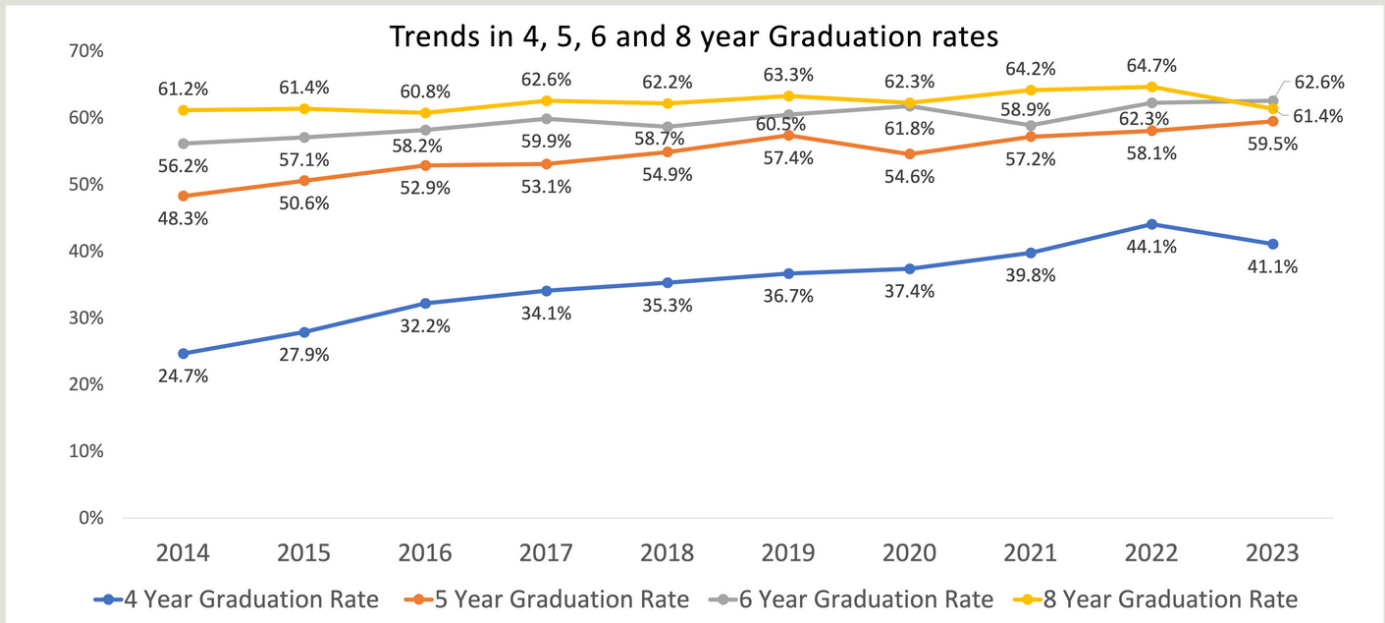
Graduation Rate Analysis Overview


The graduation rate is the percentage of students in a cohort who graduate within a specified time period. According to the federal government's data collection system – the "Integrated Postsecondary Education Data System" (IPEDS), college students' graduation rates are measured based on the first-time, full-time freshmen cohort, which is formed by incoming undergraduate students who attend college for the first time (no prior college experience) and have a full-time credit load during their first semester. In higher education, the 4, 5, 6, and 8-year data points are typically used to measure first-time, full-time cohort's graduation rates.

Graduation Trends


10-Year Trends


The following graph shows rapid growth in 4-year graduation rates among first-time, full-time cohort students at UH Mānoa.




4-Year Graduation Rate:
41.1%
 (Fall 2019 Cohort)


5-Year Graduation Rate:
59.5%
 (Fall 2018 Cohort)


6-Year Graduation Rate:
62.6%
 (Fall 2017 Cohort)

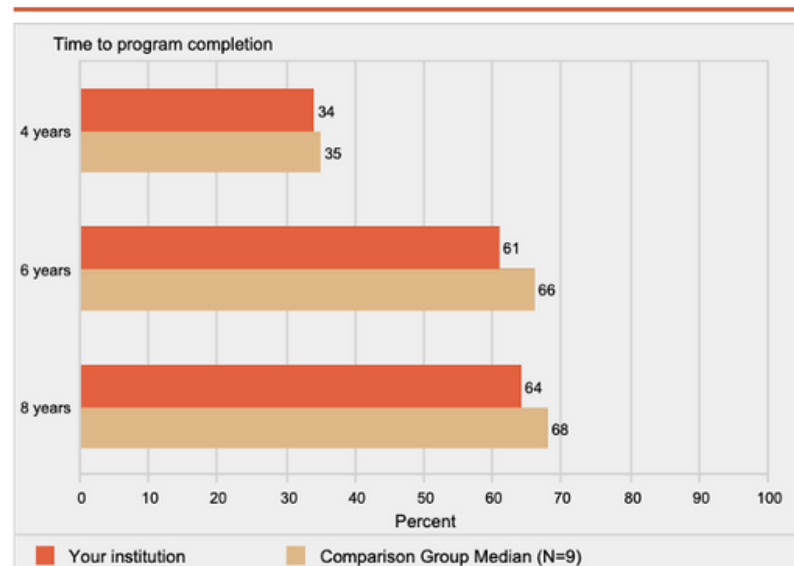

8-Year Graduation Rate:
61.4%
 (Fall 2015 Cohort)

From years 2014 to 2023, UH Mānoa’s 4- year graduation rate increased significantly from the 4-year graduation rate in 2014 24.7% (cohort 2010) to 41.1% (cohort 2019) in 10 years. To be specific, 24.7% of first-time, full-time cohort students who entered UH Mānoa in fall 2010 earned a bachelor’s degree within 4 years, whereas 41.1% of first-time, full-time cohort students who entered UH Mānoa in fall 2019 earned a bachelor’s degree within 4-years. A significant higher graduation rate indicates a rapid rise in students graduating on time. We observe a peak in 2022 (cohort 2018) with a graduation rate of 44.1% within 4-years. The 5-year graduation rate has risen from 48.3% in 2014 (cohort 2009) to 59.50 % in 2023 (cohort 2018) - a 23.19 percent increase over the past in 10 years. The 6-year graduation rate shows an increase of 11.39 percent from 2014 (cohort 2008) to 2023 (cohort 2017). The 8-year graduation rate has decreased from last year’s 64.7% to this year’s 61.4% (cohort 2015).

Comparision to Other Universities

To put UH Mānoa's graduation rates in perspective, peer institutions' graduation rates are provided using IPEDS' 2022 Data Feedback Report (DFR). Figure 16 of the DFR report provides the median graduation rates (cohort 2013) of UH Mānoa's 9 peer institutions. According to this report, the median of peer institutions' 4-year graduation rates is 35%, the 6-year graduation rate is 66%, and the 8-year graduation rate is 68%. The following graph shows that UH Mānoa's 2013 cohort (same cohort as the peers' data) has a 34% 4-year graduation rate, a 61% 6-year graduation rate, and a 64% 8-year graduation rate. As shown earlier, UH Mānoa's latest graduation rates for 4-, 6-, and 8-years are 41.1%, 62.6%, and 61.4% respectively.

Figure 16. Bachelor's degree graduation rates of full-time, first-time bachelor's degree-seeking undergraduate students within 4 years, 6 years, and 8 years: 2013 cohort



NOTE: The 4-, 6-, and 8-year graduation rates are calculated using the number of students who completed a bachelor's or equivalent degree from a cohort of students who entered the institution seeking a bachelor's or equivalent degree. For details, see the Methodological Notes. N is the number of institutions in the comparison group. Medians are not reported for comparison groups with less than three values.

SOURCE: U.S. Department of Education, National Center for Education Statistics, Integrated Postsecondary Education Data System (IPEDS); Winter 2021-22, 200% Graduation Rates survey component.

For readers' information, UH Mānoa's peer list was created in 2013 and has been used in the IPEDS Data Feedback Report for peer analysis. MIRO's analyst used cluster analysis and IPEDS data to identify 9 peer institutions. Click [here](#) to review the method used to identify peer institutions.




Mānoa Institutional Research Office MIRO Analysis Brief

Thank you for taking the time to read this report. If you have any questions, please don't hesitate to reach out to us.

For UH Employees and Staff

You can find more information using our Decision Support System.

 2500 Campus Road, Hawai'i Hall
Honolulu, HI 9682

 miro@hawaii.edu

 <https://manoa.hawaii.edu/miro/>