

SAFETY TIPS FOR RESIDENTS

Always lock all doors and windows, even while napping or taking quick trips away from home. If you live in a residence hall, ensure that your door is secure when you exit the room, even if only for a few minutes.

Keep blinds and curtains closed.

Whenever possible, keep valuables secured, and out of sight, and/or locked away.

If you lose the key to your home or apartment, notify your landlord immediately for possible lock change. If you are a resident of Student Housing at UH Mānoa, report a lost or stolen key immediately so the old key can be deactivated and a new key can be issued.

If you live in a residence hall, do not let anyone into the building. At UH Mānoa, all residents have keys and should access the building with their key. Any guests should enter the building with their resident host and be accompanied by their host at all times.

Have an emergency exit plan - know where fire and other exits in your building are located, in case fire exits are unavailable.

Participate in DPS workshops and training sessions – these include Safety & Wellness, Active Shooter Awareness & Response, First Aid/CPR/AED, and Hurricane Preparedness.

Sign up for UH Alert to receive text message notifications for on-campus emergencies. Visit <https://www.hawaii.edu/alert/> to register.

If you would like a safety escort to your vehicle or residence hall, call the Campus Safety Escort Service at 956-SAFE (7233) or download and use the Mānoa Guardian app.

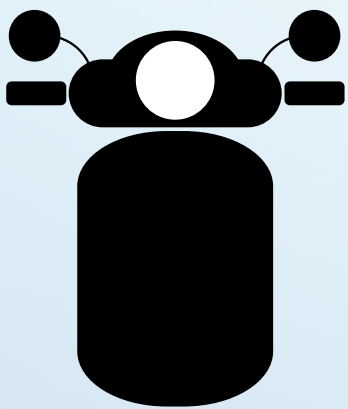


To report suspicious people, suspicious vehicles and illegal or unusual activity, call DPS at (808) 956-6911 or HPD at 911.

MOPED TIPS

Lock your moped, even if leaving it unattended for just a few minutes.

Whenever possible, secure your moped to a rack or other immovable object (provided that you are still in a legal parking area).



Use a solid steel lock that cannot easily be cut or removed from your moped, or lifted over the seat or handlebar area.


Remove personal belongings from your moped before leaving.

BICYCLE TIPS


Lock your bike, even if leaving it unattended for just a few minutes. Lock the frame and both wheels to the bike rack.

Use multiple solid steel u-locks or a combination of a u-lock with a cable or chain lock. Remove unsecured items such as your wheel(s), seat, and accessories.

Check with Cycle Mānoa about renting space in their bike lockers. Free bike cage parking is also available through UHM Commuter Services. Register your bike with the City and County of Honolulu and UHM Commuter Services.



VEHICLE TIPS



Do not leave valuables inside a vehicle or unattended, especially if they are in open view.

Lock your vehicle and close all windows every time you leave your vehicle.

Whenever possible, park in well-lighted areas.

Do not tag your keys with your address or license plate number.



**UHM DEPARTMENT OF
PUBLIC SAFETY
CALL (808) 956-6911**

FOR EMERGENCIES CALL 911
(9-911 from any on-campus phone)