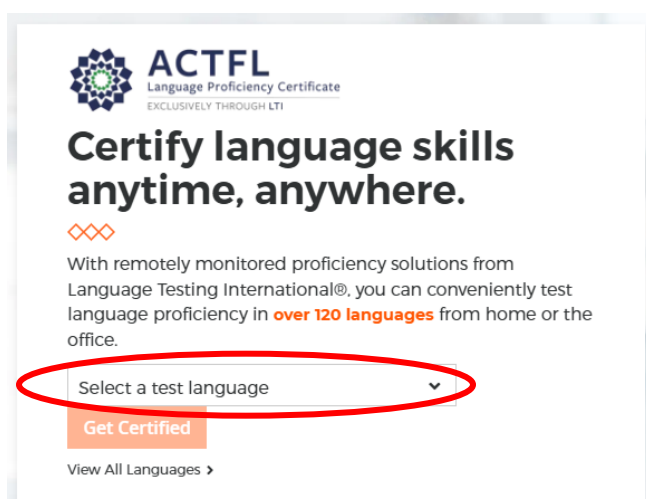


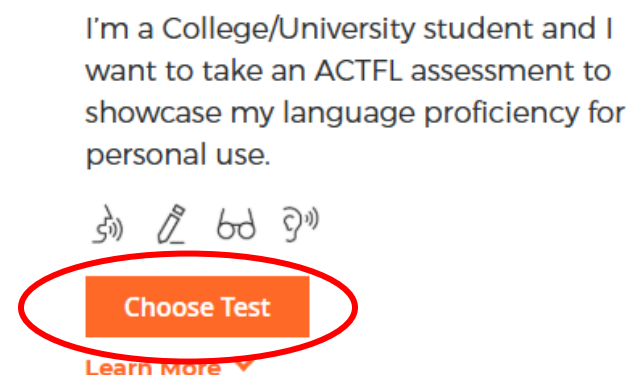
## Language Testing International OPI Registration Instructions for Students

The ACTFL Oral Proficiency Interview (OPI) measures how well you speak a second or additional language. The OPI is a one-on-one conversation with a real person, and your performance will be scored by professional raters arranged by ACTFL. For more information about the ACTFL OPI, please visit: <https://www.languagetesting.com/oral-proficiency-interview-opi>

1. Visit <https://www.languagetesting.com/>
2. Choose the language you would like to be evaluated on and click “Get certified.”

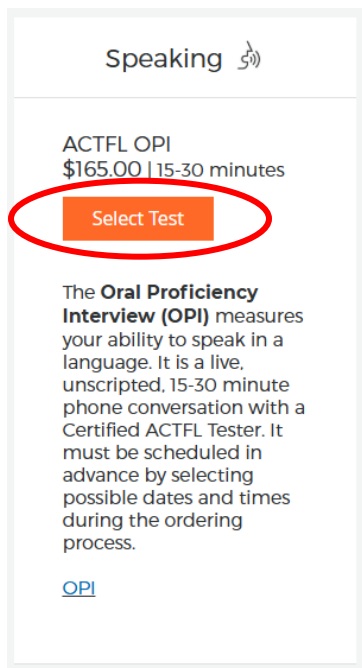


3. Look at the test options and select “I’m a College/University student and I want to take an ACTFL assessment to showcase my language proficiency for personal use.” Click “Choose Test.”



4. Read the ACTFL Proficiency Assessments and Certifications policy page. You will be taking the ACTFL OPI. If you wish to continue, click “Continue.”

5. Select the Speaking ACTFL OPI and then continue to schedule your test. The current fee for the official ACTFL OPI is **\$165.00**.



Speaking 🗣️

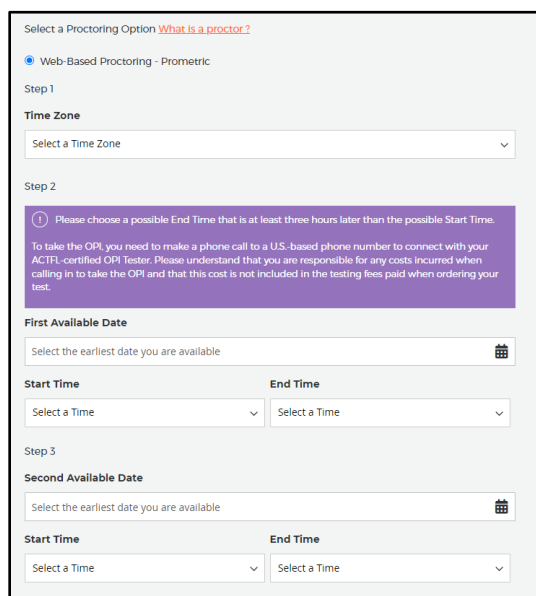
ACTFL OPI  
\$165.00 | 15-30 minutes

**Select Test**

The **Oral Proficiency Interview (OPI)** measures your ability to speak in a language. It is a live, unscripted, 15-30 minute phone conversation with a Certified ACTFL Tester. It must be scheduled in advance by selecting possible dates and times during the ordering process.

[OPI](#)

6. Provide two available dates and times for your OPI.



Select a Proctoring Option [What is a proctor?](#)

☒ Web-Based Proctoring - Prometric

Step 1

**Time Zone**

Select a Time Zone

Step 2

① Please choose a possible End Time that is at least three hours later than the possible Start Time.

To take the OPI, you need to make a phone call to a U.S.-based phone number to connect with your ACTFL-certified OPI Tester. Please understand that you are responsible for any costs incurred when calling in to take the OPI and that this cost is not included in the testing fees paid when ordering your test.

**First Available Date**

Select the earliest date you are available

**Start Time** **End Time**

Select a Time Select a Time

Step 3

**Second Available Date**

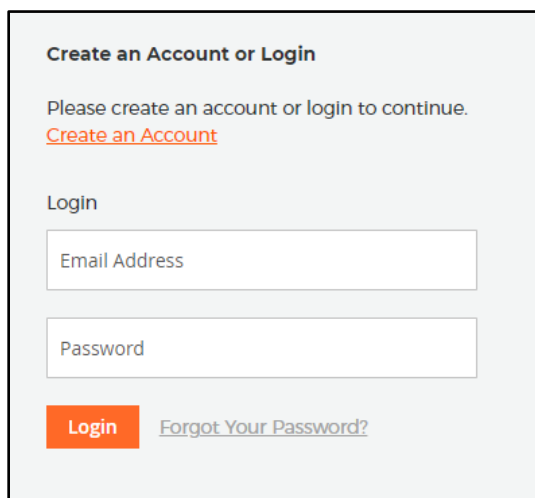
Select the earliest date you are available

**Start Time** **End Time**

Select a Time Select a Time

Currently, you DO NOT need to purchase an official printed copy of your certificate to request a waiver for your HSL requirement. ACTFL's free, electronic certificate is acceptable. Students **must** demonstrate proficiency at the level of **Advanced Low or higher** on the ACTFL OPI to meet the HSL requirement.

6. Create an account with LTI. Checkout and confirm your order.

A screenshot of a web form titled "Create an Account or Login". The form has a light gray background and a black border. At the top, it says "Please create an account or login to continue." followed by a red link "Create an Account". Below this is a "Login" section with two input fields: "Email Address" and "Password". At the bottom of the login section is an orange "Login" button and a blue link "Forgot Your Password?".

**Create an Account or Login**

Please create an account or login to continue.  
[Create an Account](#)

Login

Email Address

Password

[Login](#) [Forgot Your Password?](#)

7. If you have questions about registering for your OPI, please contact LTI Customer Service at 1-800-486-8444 or [customercare@languagetesting.com](mailto:customercare@languagetesting.com).