



# Multiple Mini Interviews

PACies:

Tiffany and Katharine


# + Tonight's Agenda

- The Application Process
- The Interview
- What are Multiple Mini Interviews (MMI's)?
- An Example
- Now You Try!
- Tips and Things to Consider
- Score Feedback



# + The Application Process

- Coursework
- Personal development
- Experience
- Research schools
- Entrance exam
- Application:
  - Primary AMCAS Application
  - Secondary Applications
  - Interviews
- Financial Aid



# + The Interview



- Go to school and meet with interviewers
- Two way exchange of information
  - Interviewers assess your skills and qualifications
  - Interviewees ask questions and get to know about the school
- Present what your application does NOT say
- Set yourself apart!



# 4 Types of Interview

## ■ One-on-One

- One student, one interviewer



## ■ Group

- Multiple students, 2-3 interviewers



## ■ Panel

- One student, multiple interviewers



## ■ Multiple Mini (New Format!)





# What are Multiple Mini Interviews?

## Traditional Interview

- Still employed by most schools
- One-on-One
- Depth over breadth
- Have the chance to deliver your opening gambit
- General get-to-know-you



## MMI's


- Rapid movement towards this
- Multiple sessions
- Breadth over depth
- No opening gambit
- Targeted questions





# More on MMI's:

- Typical length
  - 1 ½ to 2 hours
  - 8-12 stations
  - 5-10 minutes per station
  
- Purpose to each station
  - Each designed to evaluate the interviewee in a specific way
  - Open ended questions
  - Targeted sessions
  
- Scoring
  - Methods of scoring differ
  - Full scale



# + MMI Clip:

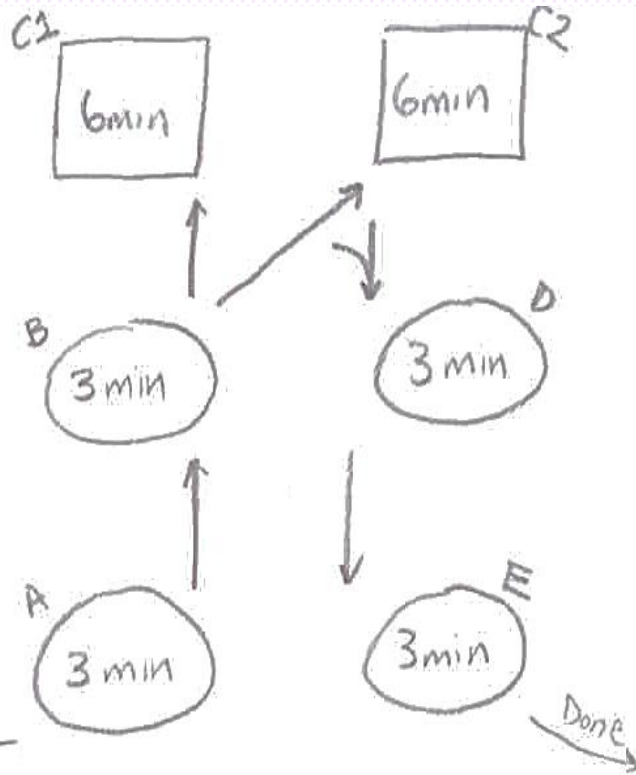


- <http://www.vtc.vt.edu/education/news/multimedia/vtc-mmi-explanation.html>

**VTC** | Virginia Tech Carilion  
School of Medicine and Research Institute



# + Now You Try!



  
Lobby Line

- Game Plan:
  - Map
  - Tables
    - Each table has a different question
    - Please go in order (A-B-C-D-E):
      - All 3 minute tables
      - One 6 minute table (C)
  - When finished, wait in lounge area
  - Scores and feedback will be presented at the end!
- Timeline:
  - Read the question (15 sec) \*Ding!\*
  - Deliver answer (3 or 6 min) \*Ding!\*
  - Walk and Read (15 sec) \*Ding!\*
- A little demonstration.
- At this time:
  - Put your name on your tickets
  - Wear your number tag
  - Please wait in the lobby line



How did it go?

# + Tips

- Contact the school ahead of time and ask about the interview:
  - Type
  - Schedule
- Do several mock interviews prior to the actual interview
  - Career Center
  - PAC
- Schedule proximal interviews
  - Geographic
  - Temporal
- Plan ahead and arrive early!



# Plan your Outfit!

## Tips:

- Consider the region of the school.
- Better to overdress than under dress!

## West Coast



## East Coast



## Business Suits

# Tips for Hawai'i:

\*Note: No MMIs in Hawai'i (as of now).

Men: Professional Aloha Shirts

Women: Professional Dresses or Slacks

Do!




Don't!



Do!




Don't!



## Rules of Thumb:

- Avoid revealing and distracting clothing
- Your interviewers should not remember you by your clothes, but by your posture and personality!



Questions?



# Upcoming Events: Biology Program

- Internships: Why and How
  - Panel Discussion with Biology Alumni and Hawaii Employers
- April 9<sup>th</sup> (Tuesday) 5:30 p.m.
- QLC 412




UNIVERSITY  
*of* HAWAII<sup>®</sup>  

---

MĀNOA







# Scoring



*Merci beaucoup*

*Thank You*

お疲れ様

*Danke*

*Gracias*

*Grazie*

谢谢你

*Dank u*

*Thanks*

*Obrigado*





# Contact Us!



Phone: (808) 956-4045

Email: [uhpac@hawaii.edu](mailto:uhpac@hawaii.edu)

Website: <http://www.manoa.hawaii.edu/pac>

Queen Lili'uokalani Center for Student  
Services (QLCSS 101)

Monday-Friday

8:30am-4:00pm

